



## KEY HIGHLIGHTS



□ Ethiopia reported **524** new confirmed COVID-19 cases in the last 24 hours with a positivity rate of **7.4%** giving a total **361,027** confirmed cases as of 14 October 2021.



□ **29** new deaths reported adding to total **6,316** deaths reported since the beginning of the outbreak with a Case Fatality Rate is **1.75%**



□ **331,267 (91.8%)** cases have recovered, however **1,130** confirmed cases are undergoing treatment in the treatment centers of which **518** are in severe condition



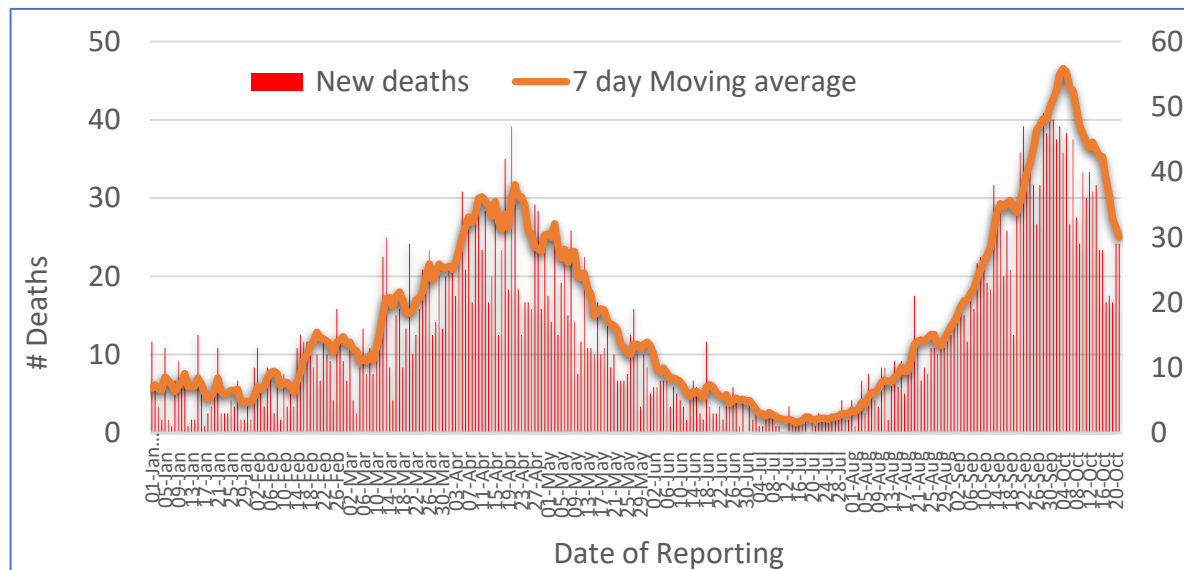
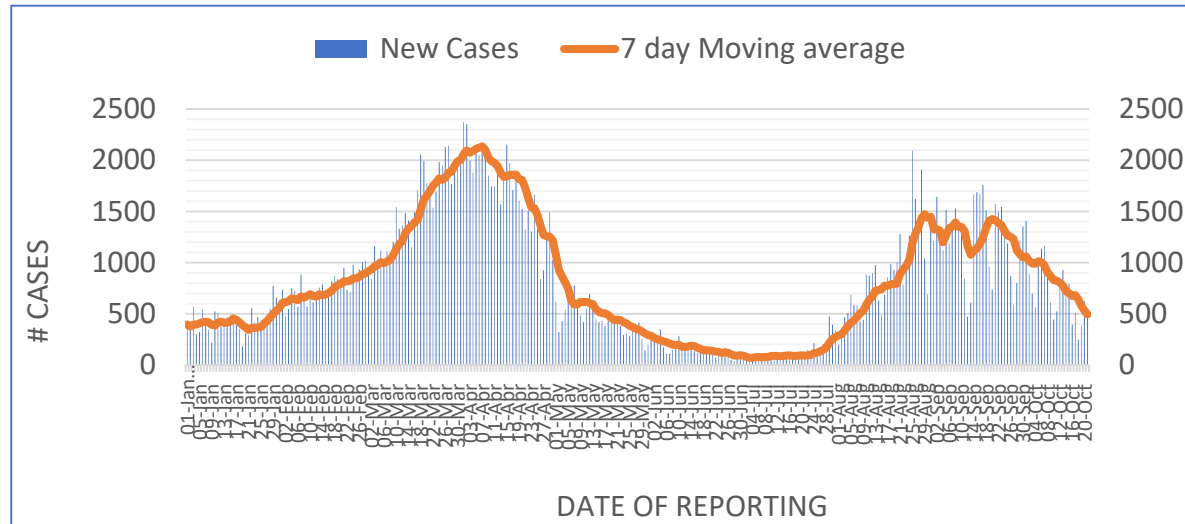
□ In the last 24 hours, **7,340** RT-PCR and Ag-RDT tests were conducted giving a cumulative **3,630,744** RT-PCR and Ag-RDT tests conducted



□ **23,442** total active cases and **446** recovered and discharged on the same day

□ A total **4,166,755** vaccine doses administered, and **3,114,045** people have been fully vaccinated

**Fig 1: Trend of confirmed COVID-19 cases/ deaths in Ethiopia; 21 Oct 2021**



<b>Tested</b>	<b>3,630,744</b>
<b>Confirmed</b>	<b>361,027</b>
<b>Positivity Rate</b>	<b>9.9%</b>
<b>Recovered</b>	<b>331,267</b>
<b>Active</b>	<b>23,442</b>
<b>Death</b>	<b>6,316</b>
<b>CFR</b>	<b>1.75%</b>
<b>Vaccine Doses</b>	<b>4.17M</b>
<b>Vaccine Doses</b>	<b>3.11M</b>



Fig 2: Cumulative COVID-19 cases in the regions in Ethiopia; 21 Oct 2021

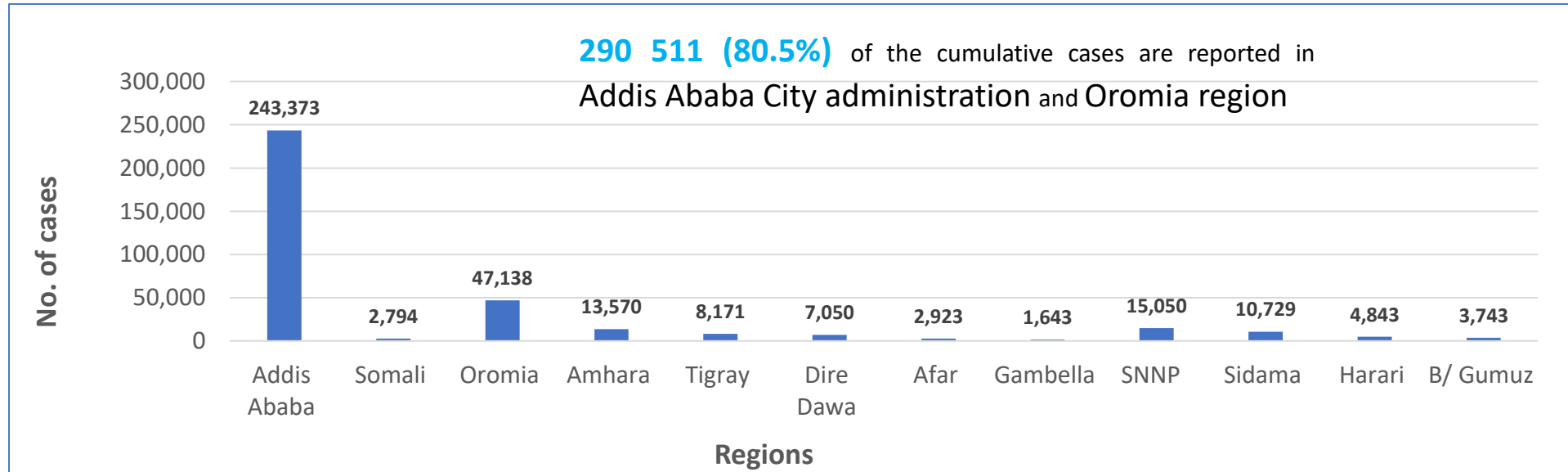


Fig 3: Cumulative COVID-19 cases/deaths/vaccination summaries; 21 Oct 2021

	Vaccine doses	Total cases	Total deaths	CFR (%)
Global	6,545,309,084	241,886,635	4,919,755	2.03
Africa	176.6M	8,455,197	216,496	2.56
Ethiopia	4 102 954	361 027	6 316	1.74