



United Nations  
Economic Commission for Africa

# ClimDev-Africa Financial Report

*(with emphasis on ACPC and CCDU)*

16 July 2015 – 11 April 2016

**ClimDev-Africa** 

[www.climdev-africa.org](http://www.climdev-africa.org)



# Contents

<b>1. Introduction .....</b>	<b>1</b>
<b>2. Financial Analysis.....</b>	<b>1</b>
2.1. European Union support to ACPC and CCDU.....	1
<b>3. ACPC and CCDU activities forecast vs remaining balance and installment .....</b>	<b>5</b>
<b>4. Conclusion .....</b>	<b>6</b>
<b>5. Annex .....</b>	<b>7</b>
5.1. Annex I: Summary of the ClimDev-Africa Programme (ACPC&CCDU) provisional budget (EURO) (PSC=Programme Support Costs).....	7
5.2. Certified Financial Statement as at 11 April 2016 of EU, Norway .....	8



# 1. Introduction

During the period under review - 16th July 2015 to 24<sup>th</sup> December 2015 - objects of expenditure include staff salaries and selected big ticket items such as: (i) the deployment of High Resolution Numerical Weather Prediction and Early Warning Systems in African SIDS with related capacity building ; (ii) the African Climate Talks, (iii) the fifth Climate Change and Development in Africa (CCDA-V); and (iv) support to the ClimDev-Africa youth platform members and Young Lawyers Group, (iv) the support to the African Group of Negotiator (AGN), and (v) the Africa Pavilion at COP21 .

The European Union support has undoubtedly contributed to the successful achievements that occurred during the period i.e. the African Climate Talks (ACTs), the Fifth Climate Change and Development in Africa Conference (CCDA-V) and the Paris Agreements.

In December 2015, additional resources were received from the Norwegian Ministry of Foreign Affairs and the United Kingdom of Great Britain and Northern acting through the Department for International Development (DFID). However, the DFID additional funds are earmarked to specific activities of the Weather and Climate Information Services for Africa (WISER).

This financial performance report, therefore, provides a narrative outlining the financial results achieved by ClimDev-Africa partners based on funds from the European Union and Norway - i.e. the Africa Climate Policy Center (ACPC) and the Climate Change and Desertification Unit (CCDU) - between 16 July 2015 and 11 April 2016.

The report, which includes income and expenditure tables and financial information on the European Union and the Norwegian funds, should be read in conjunction with the narrative report which outlined the main objectives and implemented activities during the period. The date of all financial data presented in this report is 11 April 2016.

## 2. Financial Analysis

### 2.1. European Union support to ACPC and CCDU

#### 2.1.1 Budget analysis from 16 July 2015 to 11 April 2016

As shown in Table 1, at the beginning of the period under review, the opening balance from EU funds was **651,187.68 Euros**. In October 2015, the United Nations Economic Commission for Africa (ECA) received on behalf of ACPC and CCDU the third installment of EU funding amounting to **3,000,000.00 euros**, bringing the total available resources for the period to **3,651,187.68 euros**. Out of this amount during the period **2,914,685.89 euros** was spent, representing a disbursement rate of **80%**.

This high level of the implementation can be explained by the fact that for six months of the ten (10) months of the programme period under review, operations and ClimDev-Africa programmatic activities of both ACPC and CCDU were implemented using mainly EU funds.

**Table 1: Financial Analysis: EU opening balance, income and expenditure between 16 July 2015 and 11 April 2016**

PARTNER	*Opening balance at 16/07/15 (EURO)	Additional income (October 2015) (EURO)	Total resources during the period (EURO)	Expenditure from 16/07/15 to 11/04/16 (EURO)	Available Balance at 11/04/16 (EURO)	Disbursement rate
EU (ACPC)	468,049.57	2,300,703.40	2,768,752.96	2,530,244.29	238,508.68	91%
EU (CCDU)	183,138.11	699,296.60	882,434.72	384,441.60	497,993.11	44%
<b>Total</b>	<b>651,187.68</b>	<b>3,000,000.00</b>	<b>3,651,187.68</b>	<b>2,914,685.89</b>	<b>736,501.79</b>	<b>80%</b>

\*The income includes a bank interest of 26,301.59 euros as of 11/04/2016

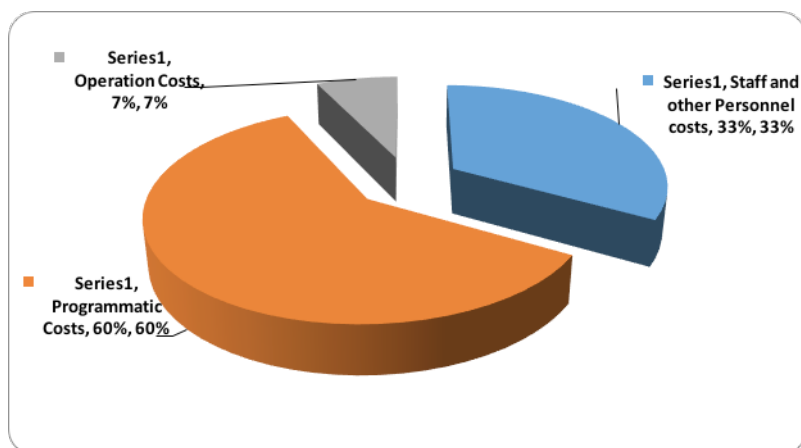
1Euro= 1.134 US\$ as of 19 October 2015

### 2.1.2 Financial analysis per object of expenditure from 16 July 2015 to 11 April 2016

Table 2 and figure 1 below illustrate the expenditure rate per main categories of object of expenditure. The expenditure allocated for programmatic activities for the three result areas, represents the highest share of expenditure at 60%, thus ensuring effective implementation of planned activities. The next big area of expenditure is staffing and other personnel costs, accounting for 33% of the total expenditure. The Operation cost represents 7%.

**Table 2: Breakdown of Expenditures between 16 July 2015 to 11 April 2016**

Area of Expenditure	Amount (EUROs)	Percentage
Staff and other Personnel costs	967,085.89	33%
Programmatic Costs	1,737,434.84	60%
Operation Costs	210,185.15	7%
<b>TOTAL</b>	<b>2,914,685.89</b>	<b>100%</b>

**Fig1:Expenditures analysis per group object**

### 2.1.3 Financial analysis per Result Area from 16 July 2015 to 11 April 2016

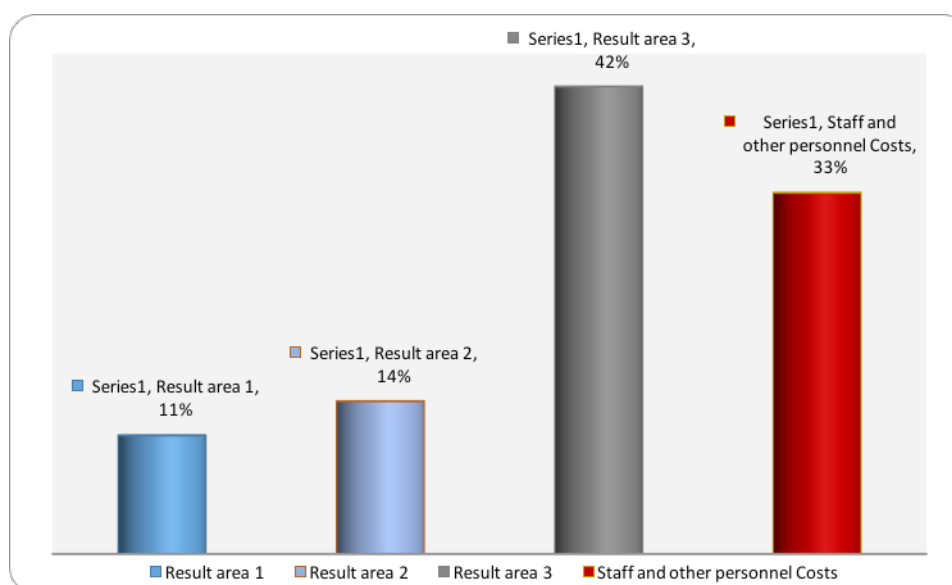
While waiting for the full implementation of UMOJA, an administrative reform initiative for the United Nations Secretariat that includes a thorough streamlining of UN business processes with at its core, a SAP Enterprise Resource Planning (ERP) software, the present analysis per result area is an estimation.

The graph shows that like the past period, expenditure under result area 3 is higher than the others representing 45% of the total expenditure. This situation resulted from increased activities leading to, and during, COP21, particularly the first African Climate Talks (ACTs), the Fifth Climate Change and Development in Africa (CCDA-V), support to Malawi, Cameroun, Swaziland and Liberia for the formulation of their INDC; and support to the African Group of Negotiators and ClimDev-Africa Youth Platform at COP21.

**Table 3: Breakdown of expenditures per result area between 16 July 2015 to 11 April 2016 (estimation)**

Area of Expenditure	Amount (Euros)	Percentage
Result area 1	311,324.88	11%
Result area 2	400,675.09	14%
Result area 3	1,235,600.03	42%
Staff and other Personnel costs	967,085.89	33%
TOTAL	2,914,685.89	100%

**Fig 2: Breakdown of expenditures per result area between 16 July 2015 to April 2016**



#### **2.1.4 Expenditure rate during the period based on all active donors, DFID (first phase), Norway and EU (in US Dollars)**

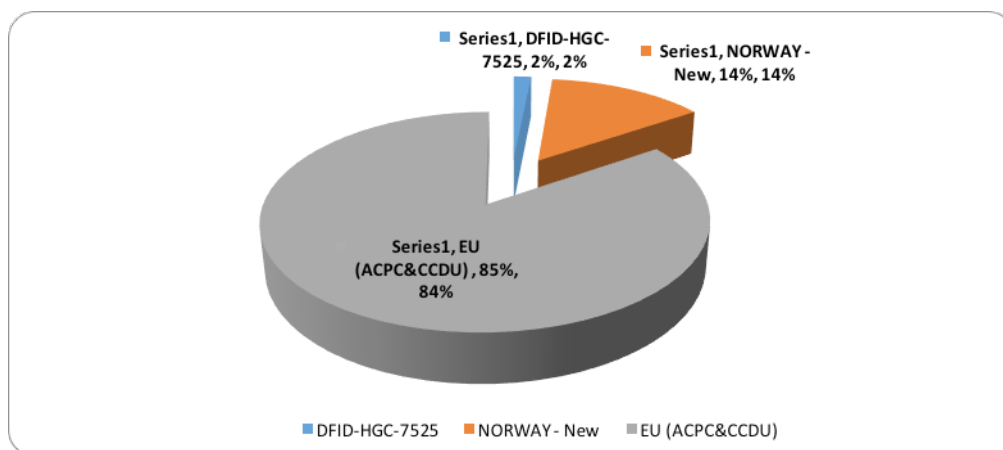
At the beginning of the period the opening balance from all active partners i.e. the EU, DFID and Norway amounted US\$814,722.26 with US\$738,446.83 from EU and US\$76,265.43 from DFID first phase. The total new funding received during the period was US\$ 3,470,926.67 consisting of US\$3,402,000.00 from the EU and US\$681,926.67 from Norway as shown in the Table 4 below, bringing the total budget for the period to US\$4,898,648.93. Out of this amount US\$3,461,307.60 was utilized on programmatic and operational functions, representing an expenditure rate of 71%. The currency rate used for this analysis is that of 19 October 2015, the date of the reception of the latest installment from EU i.e. 1Euro =1,134 US\$.

**Table 4: Financial Analysis incomes and expenditures between 16 July 2015 and 11 April 2016 (In US Dollars)**

PARTNER	Opening balance at 16/07/15 (US\$)	Additional income from 16/07/15 to 11/04/16 (US\$)	Total resources during the period (US\$)	Expenditure from 16/07/15 to 11/04/16 (US\$)	Available Balance at 11/04/16 (US\$)	Expenditure rate
DFID-HGC-7525	76,275.43	0	76,275.43	76,275.43	0	100%
NORWAY - New	0	681,926.67	681,926.67	79,778.37	602,148.30	12%
EU (ACPC&CCDU)	738,446.83	3,402,000.00	4,140,446.83	3,305,253.80	835,193.03	80%
TOTAL	814,722.26	4,083,926.67	4,898,648.93	3,461,307.60	1,437,341.33	71%

1Euro= 1.134 US\$ as of 19 October 2015

**Fig 3:Contribution per Partner during the Period**





### 3. ACPC and CCDU activities forecast vs remaining balance and installment

The tables 5 and 6 below highlight forecast activities from 11 April to 13 June 2016 against the total remaining EU fund for ACPC and CCDU.

**Table5: ACPC Object expenditure forecast from 11 April to 13 June 2016**

Description	Budget (euros)
Balance as at 11 April 2016 (euros)	238,508.68
Planned Activities	
PSC (7%)	16,695.61
Staff and consultant cost	61,813.07
Final contribution to agreement between ECA and the International Institute for Environment and Development (IIED) for finalization of ClimDev-Africa Business Plan and monitoring framework and evaluation approach - and technical assistance for Book publication on Greening Africa's Industrializations	150,000.00
Travel	10,000.00
Total	238,508.68
*Final Installment (euros)	555,265.00
Staff and Consultants cost	168,879.90
Final Installment for agreement signed with Developing Radio Partners on building the capacity of community radio stations and their staff on climate change, development and analytical reporting.	79,497.35
Support final phase of "Establishing Operational Capacity for Building, Deploying and Using Numerical Weather and Seasonal Prediction Systems in Small Island States in Africa (SIDs)" in collaboration with Iceland GeoSurvey (ISOR)	260,000.00
Travel	10,562.00
Sub-Total	518,939.25
Psc (7%)	36,325.75
Total	555,265.00

\*The activities forecast are based on the assumption that all the remaining funds will be fully allocated for on-going ACPC activities;

**Table 6: CCDU Object expenditure forecast from 11 April to 13 June 2016**

N	Activities	Budget (Euro)	Date and
1	Support the meetings of the African Ministerial Conference on the Environment (AMCEN) in Cairo	30,000.00	11 - 19 April 2016 (11-14 April Climate change strategy) & (16-19 April AMCEN )
2	Organize a regional training workshop for the African Group of Negotiators on Land Degradation Neutrality as a target for the SDGs number 15 and African Working Group on Desertification - in Nairobi	70,000.00	25 - 29 April 2016
3	Organize a capacity building workshop for the national focal points to enhance the implementation of the Great Green Wall for the Sahel and Sahara Initiative through capacity enhancement national focal persons - in Dakar	50,000.00	02 - 07 May 2016
4	Organize a back to back meeting on Youth and Climate Change and Women and Gender Programme on Climate Change - COMESA Abuja	60,000.00	02 - 07 May 2016 ( 02-05 May Gender and Women) & (06-07 Youth and Climate Change)
5	Natural Resources Accounting - Addis Ababa	38,094.90	10 - 13 May 2016
6	Facilitate AGN meetings through sponsoring participation of some AGN members and providing interpretation services leading up to, and including at UNFCCC COP22 - BONN	70,000.00	13 - 26 May 2016
7	Organize a regional consultation workshop to validate a continental sustainable forest management programme to enhance Africa's contributions to global efforts in reducing emissions and promote sustainable livelihoods in the arid and semi arid areas - Yaounde	50,000.00	29 May – 1 June 2016
8	Facilitate the implementation of the integrated African Strategy on meteorology (weather and climate services) and Global Climate Framework Services through supporting member states on harmonisation of their policies - ECCAS/SADC	40,000.00	30 May-03 June 2016
9	Recruitment of (i) climate change strategy consultants; (ii) technical editor and translator of the climate change strategy; and (iii) project management, reporting expert.	57,319.22	
	Sub-Total	465,414.12	
	PSC (7%)	32,578.99	
	Total	497,993.11	

## 4. Conclusion

As projected during the last period, the new staffing mix enabled ACPC to implement most of the planned and forecasted activities and resources under EU funds as presented in Annex II. Since the EU was the main active funding partner during the period and against a backdrop of huge demand for support from member states and RECs, the resource gap has been very high and the capacity of the programme to deliver planned activities.



## **5.2. Certified Financial Statement as at 11 April 2016 of EU, Norway**

The certified financial statement of EU/CCDU and EU/ACPC and Norway as at 11 April 2016 is here attached:





Africa Climate Policy centre  
United Nations Economic Commission for Africa  
Menelik II Road, PO Box 3001  
Addis Ababa, Ethiopia  
[info@climdev-africa.org](mailto:info@climdev-africa.org)  
[www.climdev-africa.org](http://www.climdev-africa.org)