

PROMOTING CONNECTIVITY IN AFRICA

The role of Aid for Trade in
boosting intra-African trade

To order copies of *Promoting connectivity in Africa : The role of Aid for Trade in boosting intra-African trade*, please contact:

Publications Section
Economic Commission for Africa
Menelik II Avenue
P.O. Box 3001
Addis Ababa, Ethiopia

Tel: +251 11 544-9900
Fax: +251 11 551-4416
E-mail: ecainfo@uneca.org
Web: www.uneca.org

© 2017 Economic Commission for Africa and World Trade Organization
Addis Ababa, Ethiopia
All rights reserved
First printing October 2017

Material in this publication may be freely quoted or reprinted.
Acknowledgement is requested, together with a copy of the publication.

Designed and printed in Addis Ababa, Ethiopia by the ECA Printing and Publishing Unit. ISO 14001:2004 certified.

Table of Contents

Abbreviations and acronyms	v
Acknowledgements	vi
Introduction	1
1. Aid for Trade Developments in Africa	3
1.1 Africa remains a major recipient of Aid for Trade globally	3
1.2 Key recipients and partners have stayed relatively unchanged	4
1.3 Infrastructure and productive capacity dominate Aid for Trade projects	8
2. Connecting Aid for Trade with Africa’s priorities to boost intra-African trade	11
2.1 Aid for Trade priorities in Africa – insights from the OECD–WTO monitoring and evaluation exercise	13
2.2 Promoting trade facilitation through Aid for Trade	15
2.3 Aid for Trade and bridging the digital divide	20
3. Aid for Trade and Boosting Intra-African Trade – the way forward	27
3.1 Strengthening the Continental Free Trade Area process with Aid for Trade	27
3.2 Enhancing regional and inclusive approaches in Aid for Trade	28
4. Conclusion	32
References	34
Annexes	35
Annex 1: Country groupings	35
Annex 2: List of responses to the 2017 monitoring and evaluation exercise	36

List of boxes, figures and tables

Box 1:	Quotes from African member State responses on trade facilitation as a development priority	17
Box 2:	Aid for Trade support to Nigeria in the Trade Facilitation Agreement process	18
Box 3:	Reducing cost of trade through Aid for Trade – selected examples	20
Box 4:	African Development Bank - Impact of mobile payments and banking on the unbanked in African countries (case story 15)	21
Box 5:	Connect Africa Initiative (case story 16)	25
Figure 1:	Aid for Trade disbursements, 2006-2015 (United States dollars in millions, 2015)	3
Figure 2:	Distribution of Aid for Trade disbursements by region, 2006-2015	4
Figure 3:	Regional distribution of Aid for Trade disbursements to Africa, 2015	5
Figure 4:	Disbursement of Aid for Trade in Africa, by economic grouping (United States dollars in millions)	7
Figure 5:	Aid for Trade disbursements to Africa, by area (United States dollars in millions)	9
Figure 6:	Distribution of Aid for Trade disbursements to Africa by sector, 2015	10
Figure 7:	Self-assessment questionnaires by respondents	13
Figure 8:	Case stories by focus	14
Figure 9:	Aid for Trade priorities, African responses	16
Figure 10:	Trade Facilitation Agreement notifications by region	17
Figure 11:	Aid for Trade priorities for Trade Facilitation Agreement implementation, African respondents	19
Figure 12:	Challenges that e-commerce present for customs and other border management authorities.	22
Figure 13:	Top 10 challenges faced by micro, small and medium-sized enterprises in relation to cross border e-commerce transactions (Africa responses)	22
Figure 14:	ICT penetration levels, 2016, by region	24
Figure 15:	Main issues faced by enterprises and consumers in accessing and using Internet services	25
Figure 16:	Share of Aid for Trade disbursement for regional and subregional projects, Africa 2015	29
Table 1:	Top and bottom five Aid for Trade recipients in Africa	6
Table 2:	Top 20 donors, commitments	8
Table 3:	Summary of Boosting Intra-African Trade Action Plan priorities	12
Table A1:	Respondents to the self-assessment questionnaire	35
Table A2:	Respondents submitting case stories, accessed at: http://www.oecd.org/aidfortrade/casestories/	36

Abbreviations and acronyms

3ADI	Agribusiness and Agrobusiness Development Initiative
AIDA	Accelerated Industrial Development for Africa
APCI	African Productive Capacity Initiative
ATI	African Trade Insurance Agency
ATII	Africa Technology and Innovation Initiative
CARICOM	Caribbean Community
CBSEP	Customs Business Systems Enhancement Programme
COMESA	Common Market for Eastern and Southern Africa
EBRD	European Bank for Reconstruction and Development
ECA	Economic Commission for Africa
ECE	Economic Commission for Europe
ECOWAS	Economic Community of West African States
ESCAP	Economic and Social Commission for Asia and the Pacific
FDI	foreign direct investment
GDP	gross domestic product
GIZ	Deutsche Gesellschaft für Internationale Zusammenarbeit
IaDB	Inter-American Development Bank
ICT	information and communication technology
IsDB	Islamic Development Bank
ITC	International Trade Centre
ITU	International Telecommunication Union
ODA	official development assistance
OECD	Organisation for Economic Co-operation and Development
OECS	Organisation of Eastern Caribbean States
PIDA	Programme for Infrastructure Development in Africa
PTA Bank	Eastern and Southern African Trade and Development Bank
RADDEx	Revenue Authorities Digital Data Exchange
SIECA	Secretaría de Integración Económica Centroamericana
UNDP	United Nations Development Programme
USAID-NEXT	United States Agency for International Development - Nigeria Expanded Trade and Transport Project
WTO	World Trade Organization

Acknowledgements

The present report was produced by the African Trade Policy Centre of the Economic Commission for Africa (ECA), in collaboration with the World Trade Organization (WTO), in the context of the 2017 Global Review of Aid for Trade. The preparation of this report was managed by Heini Suominen (ECA) and Sainabou Taal (WTO). The draft was enhanced by contributions from participants of the Regional Event on Aid

for Trade, hosted jointly by WTO and the African Alliance for Electronic Commerce on “Promoting Connectivity in Africa – the role of Aid for Trade in boosting intra-African trade”, held in Dakar, Senegal, 25 March 2017.

The African Trade Policy Centre is financially supported by Global Affairs Canada.

Introduction

The potential for trade to act as a channel for development has been well-recognized, and is reflected in the incorporation of trade in many of the 17 Goals enshrined in the 2030 Agenda for Sustainable Development. For African countries, intraregional trade can act as a key channel for enhancing the transformative power of trade. While the share of intra-African trade to the total trade of African countries is currently low relative to other regions, the composition of that trade is more diversified than Africa's trade with the rest of the world. Around two-thirds of intra-African trade is in manufactured goods. The dynamic nature of intraregional trade in intermediate goods, in particular, points to opportunities in the development of regional value chains in industrial goods. This could be a significant source for employment and improved livelihoods. Intra-African trade, in some regions, is already growing fast. In other regions, the potential of intra-African trade remains unlocked. More and better "Aid for Trade" is needed to support the continent's own trade agenda.

The Global Reviews of Aid for Trade point to a shared understanding between Africa and its partners on the priority areas of concern for the framework known as Aid for Trade. Yet Aid for Trade could be more effectively directed towards

supporting intra-African trade and the continent's integration agenda. Connectivity across the continent and on various fronts will need to be improved to reduce trade barriers between African countries and to realize the promise of the Continental Free Trade Area that is under negotiation. The Boosting Intra-African Trade Action Plan, adopted in 2012 by the African Heads of State, is a useful framework in this regard, bringing together priority concerns for intraregional trade in trade policy, trade facilitation, productive capacity, infrastructure, trade finance, trade information and factor market integration. Digital connectivity is increasingly intertwined with these priority concerns, and is fundamental to the practice of trade throughout the continent and beyond.

The present report is structured as follows: section 1 presents recent trends in Aid for Trade flows to African countries and the region; section 2 outlines the findings from the Aid for Trade monitoring and evaluation exercise in Africa conducted jointly by OECD and WTO, which was carried out as a part of the Global Review of Aid for Trade 2017; section 3 suggests ways in which the current support for Aid for Trade can be better aligned towards boosting intra-African trade; and section 4 presents the conclusion.

KEY MESSAGES

- The patterns of Africa's Aid for Trade have remained relatively unchanged, with a majority of disbursements towards economic infrastructure and productive capacity. Africa remains one of the key recipients of Aid for Trade funds, representing around 34 per cent of the global disbursements in 2015.
- Trade facilitation remains a priority area of Aid for Trade for both African recipients and donors. Implementation of the Trade Facilitation Agreement provides an opportunity for countries to reduce trade costs and integrate in to regional and global value chains, including intra-African trade. African respondents to the 2017 Aid for Trade monitoring and evaluation exercise note the need for future assistance to implement the Trade Facilitation Agreement.
- E-commerce is seen as an emerging opportunity. However, significant challenges remain for African countries to connect. Aid for Trade is expected to play a larger role in the future in addressing the physical and regulatory constraints to digital connectivity. Digital connectivity intertwines with physical connectivity and there are clear links between closing the digital gap and the priority clusters of the Boosting Intra-African Trade initiative.
- The Continental Free Trade Area process will require continued support from development partners. This could be through additional funding for Aid for Trade to trade policy and regulation but also through support for measures to develop services sectors and improve investment policy capacities, among others.
- The Boosting Intra-African Trade framework could be used to guide the development of regional and continental Aid for Trade projects promoting intra-African trade through a range of channels. Overall, there is scope to increase the share of regional and subregional Aid for Trade initiatives. Currently, that share is particularly low in the infrastructure, an area which is significant for regional integration.
- Aid for Trade should be actively used to promote inclusive gains from trade, particularly by least developed countries and landlocked developing countries, which face higher barriers to participation in trade. Aid for Trade can also address the particular challenges faced by small and medium-sized enterprises and women involved in trade, and promote food security through the enhancement of agricultural trade.

1. Aid for Trade Developments in Africa

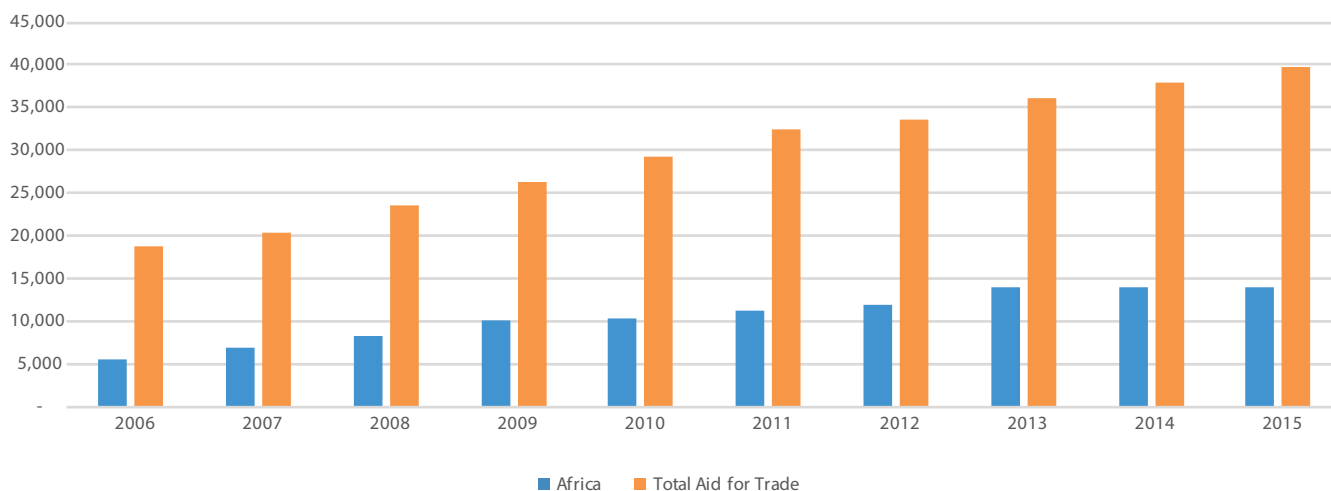
1.1 Africa remains a major recipient of Aid for Trade globally

Global total official development assistance (ODA) disbursements have been mostly increasing since 2007 in real terms, and reached a new high at US\$ 174.2 billion by 2015.¹ Around 33 per cent of that was to Africa. While the flow of ODA to African countries has largely reflected the increasing trend in ODA over the years, it has been more stable, with lower year on year growth in times of high global growth but also smaller falls in growth in times of subdued growth in global ODA. This may reflect the persistent development challenges faced by African countries, which require longer term approaches in terms of assistance. While positive in terms of consistency,

Africa did not benefit to an equal extent from the record ODA flows of 2015: the global ODA disbursements increased 17 per cent from the previous year in real terms, but Africa's ODA only increased 8 per cent.

Similarly, global Aid for Trade flows reached a high in 2015 with total commitments of \$53.9 billion, an increase of 11.1 per cent from 2014 (\$48.5 billion). The Aid for Trade commitments for Africa reached \$18.2 billion. While this is less than the peak of \$19.2 billion in 2012, Aid for Trade commitments started growing after two years of decreasing commitments, \$17.1 billion and \$16.2 billion in 2013 and 2014, respectively. Growth between 2014 and 2015 was therefore around 11.8 per cent. In terms of disbursement, 2015 experienced a global record at

Figure 1: Aid for Trade disbursements, 2006-2015 (United States dollars in millions, 2015)



¹ Unless otherwise stated, all money values are in constant United States dollar (2015). Data relating to official development assistance (ODA) and Aid for Trade throughout the report have been drawn from the OECD-Creditor Reporting System Database, consulted in May 2017.

\$39.8 billion and disbursements to Africa reached \$14.1 billion. However, this represented a growth of only 0.7 per cent from 2014. Between 2013 and 2014, African countries experienced a decrease of 0.8 per cent in Aid for Trade disbursements. At the same time, global disbursements increased 5.0 in 2014 and 5.2 per cent in 2015. Therefore, Africa's Aid for Trade disbursement performance has been below global average (see figure 1).

Despite this, Africa remains one of the key recipients of Aid for Trade together with Asia. In 2015, 44 per cent and 34 per cent of Aid for Trade commitments were to Asia and Africa, respectively. The other regions together then attracted 15 per cent, and unspecified global Aid for Trade was at 7 per cent. In terms of disbursements, the share of Aid for Trade for Asia and Africa has been relatively similar, with disbursements for Asia representing 37 per cent and Africa representing 35 per cent of total (figure 2). The share of Africa and Asia of total Aid for

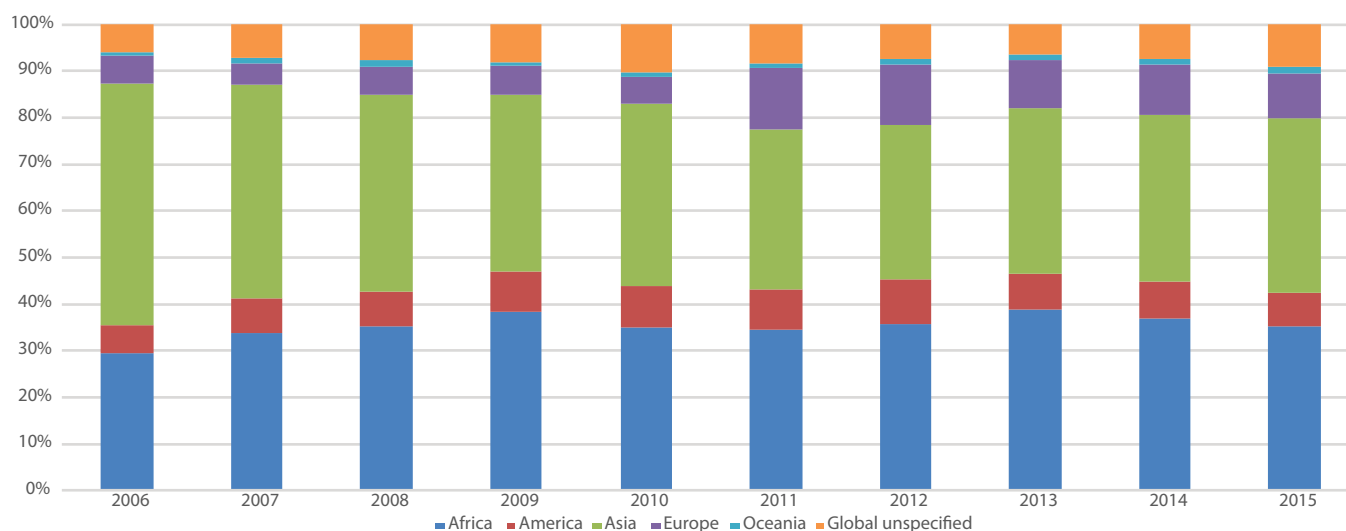
Trade has decreased relative to the average between 2006 and 2010. This is partly explained by the increase in the share of Aid for Trade for Europe between 2010 and 2014 in particular. In 2015, the share of Europe reduced to around 6 per cent of commitments and 10 per cent of disbursements.

Since 2013, the disbursement to commitment ratio for Africa has been above the global average, after lagging behind other regions from 2006 to 2012. In 2015, the ratio was 77 per cent, after Europe (122 per cent).

1.2 Key recipients and partners have stayed relatively unchanged

The regional distribution of Aid for Trade in Africa is presented in figure 3. The largest share of such disbursements in 2015 – around 35 per cent – went to East African countries,² which is

Figure 2: Distribution of Aid for Trade disbursements by region, 2006-2015

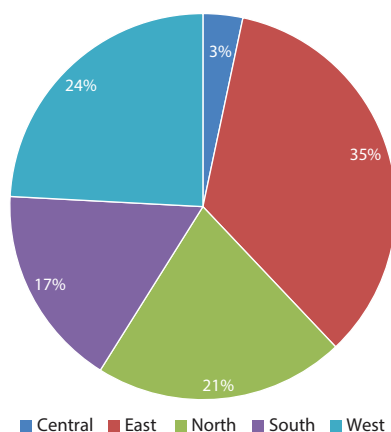


² Country groupings provided in annex 1.

explained by the presence of several large recipient countries, including Ethiopia, Kenya and the United Republic of Tanzania. West African countries receive 24 per cent of Aid for Trade and North and Southern Africa, 21 and 17 per cent, respectively. Central Africa receives around 3 per cent of Aid for Trade disbursements. The distribution across regions has remained relatively unchanged from the 2012-2014 average, with the exception of North and Southern Africa. While the share of Aid for Trade disbursements to North African countries has decreased (from an average of 28 per cent), the countries of Southern Africa have benefited from an increase in the share of disbursements. In absolute terms, Aid for Trade to North Africa decreased 20 per cent in 2015 compared to the 2012–2014 average, while Southern African Aid for Trade increased 55 per cent. This was compared to an increase of 8 per cent in East and West and 4 per cent in Central Africa.

When Aid for Trade flows are observed at the country level, there are considerable fluctuations from one year to another. However, the top and bottom recipients remain relatively

Figure 3: Regional distribution of Aid for Trade disbursements to Africa, 2015



stable. Countries such as Egypt, Kenya, Morocco and the United Republic of Tanzania also feature at the top 10 in terms of global ranking. In 2015, the top 5 recipients of commitments in Africa counted for a total of nearly \$6.6 billion, and 36 per cent of the total commitments to Africa. In terms of disbursements, they accounted for about 31 per cent of the African total. The bottom 5 recipients in Africa also remain relatively stable over the years. Equatorial Guinea, Gabon, Libya and Seychelles are among the countries that consistently feature (see table 1).

The dominance of the top countries seems to be partly driven by the large size of the economies. All top five countries in 2015 are also among the largest 15 countries on the continent in terms of gross domestic product (GDP). For example, for Egypt, Aid for Trade represents around 0.3 per cent of GDP. For Ethiopia, Kenya and the United Republic of Tanzania, the share is 1.2 per cent, 1.5 per cent and 1.9 per cent, respectively. For the countries at the lower end of Aid for Trade flows, the relationship to GDP is less evident as the bottom five countries include both in economic terms large countries (such as Equatorial Guinea and Gabon) and small economies, such as Central African Republic and Seychelles. In some cases, the smaller flows of Aid for Trade can be driven by the political challenges faced by the countries.

Across both the top and bottom recipients of Aid for Trade in terms of flow there are large differences in the significance of aid for trade in the overall ODA agenda. For countries such as Gabon and Morocco, Aid for Trade represents a significant proportion of ODA – 56.2 per cent and 48.4 per cent, respectively. For the top five countries in terms of disbursements, the average proportion was around 32 per cent. For the bottom five, Guinea-Bissau, Lesotho and Seychelles attract considerably more Aid for Trade in terms of ODA flows (10 per cent, 14 per

Table 1: Top and bottom five Aid for Trade recipients in Africa

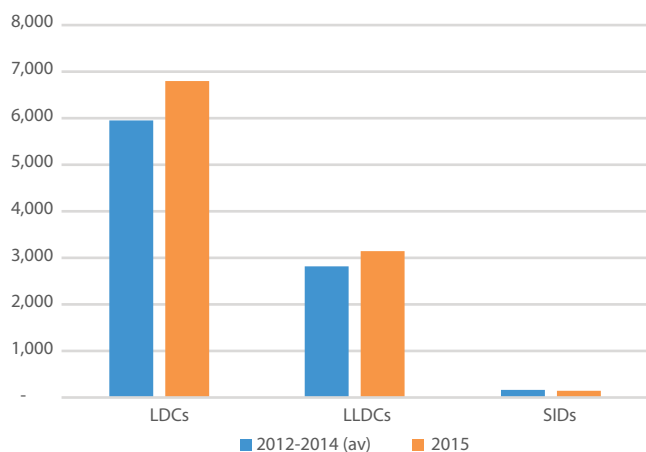
Commitments				
Rank	2006	2011	2013	2015
1	Egypt	Kenya	Egypt	Kenya
2	Ethiopia	Egypt	United Rep. of Tanzania	Egypt
3	Kenya	Democratic Rep. of the Congo	Morocco	Ethiopia
4	Morocco	Sudan	Mozambique	United Rep. of Tanzania
5	United Rep. of Tanzania	Morocco	Ethiopia	South Africa
Disbursements				
Rank	2006	2011	2013	2015
1	Egypt	Morocco	Egypt	Morocco
2	Ethiopia	Ghana	Morocco	Kenya
3	Mozambique	Egypt	Kenya	Egypt
4	United Rep. of Tanzania	Ethiopia	United Rep. of Tanzania	United Rep. of Tanzania
5	Morocco	United Rep. of Tanzania	Ethiopia	Ethiopia
Commitments				
Rank ^a	2006	2011	2013	2015
55	Equatorial Guinea (20)	Seychelles (50)	Gabon (19)	Equatorial Guinea (24)
54	Botswana (19)	Equatorial Guinea (20)	Botswana (21)	Central African Rep. (46)
53	Libya (6)	Eritrea (43)	Equatorial Guinea (18)	Gabon (21)
52	Seychelles (46)	Libya (11)	Seychelles (48)	Libya (-)
51	Djibouti (47)	Gabon (20)	Swaziland (40)	Lesotho (48)
Disbursements				
Rank	2006	2011	2013	2015
55	Equatorial Guinea (20)	Libya (11)	Equatorial Guinea (18)	Equatorial Guinea (24)
54	Libya (6)	Equatorial Guinea (20)	Libya (-)	Libya (-)
53	Mauritius (27)	Comoros (52)	Eritrea (-)	Seychelles (47)
52	Liberia (49)	Seychelles (50)	Guinea-Bissau (49)	Botswana (20)
51	Djibouti (47)	Eritrea (43)	Seychelles (48)	Guinea-Bissau (48)

* In 2006, number of countries included 54, hence actual ranks included 50-54.

cent and 25 per cent, respectively) compared to, for example, Equatorial Guinea (0.6 per cent), Central African Republic (3.7 per cent) and Botswana (6 per cent).

The large number of least developed countries on the continent is reflected in the large share of Aid for Trade accounted for by least developed countries (figure 4). In absolute terms, least developed countries accounted for around \$6.8 billion and 48 per cent of the total disbursements to Africa. The disbursements to least developed countries increased by 14 per cent from the 2012-2014 average. Flows to African landlocked developing countries also increased strongly by 11 per cent. In 2015, landlocked developing countries represented 22 per cent of Aid for Trade disbursements and rose to \$3.1 billion. Meanwhile, the disbursements to small island developing States decreased by 6 per cent.

Figure 4: Disbursement of Aid for Trade in Africa, by economic grouping (United States dollars in millions)



LDCs: least developed countries
LLDCs: landlocked developing countries
SIDs: small island States

The majority of Aid for Trade in Africa is channelled through the World Bank (table 2). In 2015, World Bank Aid for Trade was \$2.9 billion and represented 20.7 per cent, followed by the European Union institutions, which contributed \$1.9 billion (13.8 per cent). The largest bilateral Aid for Trade donor in 2015 was Germany, which overtook the contribution of United States of America. The African Development Bank also remains a key Aid for Trade partner, at \$1.2 billion in 2015 (8.7 per cent). The largest 20 donors have remained relatively unchanged in the last four years of data. In addition to the traditional donors, emerging partners such as Kuwait and the United Arab Emirates, and the Arab Fund also significantly contribute to Aid for Trade on the continent. In recent years, Climate Investment Funds have also increased in significance, and in 2015 it contributed 1.4 per cent of Aid for Trade.

Aid for Trade flows to Africa are mostly in the form of ODA loans, which represented 48.3 per cent in 2015. The proportion of grants is relatively similar at 47.8 per cent. The proportion of grants has, however, been decreasing over time. In 2006, over 62 per cent of Aid for Trade was in the form of grants. Between 2010 and 2014, the average share of grants was 55.2 per cent. At the same time, the share of equity investment has been increasing. In 2015, equity investment represented 3.8 per cent of Aid for Trade, while in 2006 it was only 1.2 per cent. After 2011, when equity investment represented 6 per cent of Aid for Trade, the share has been on average 4.4 per cent.

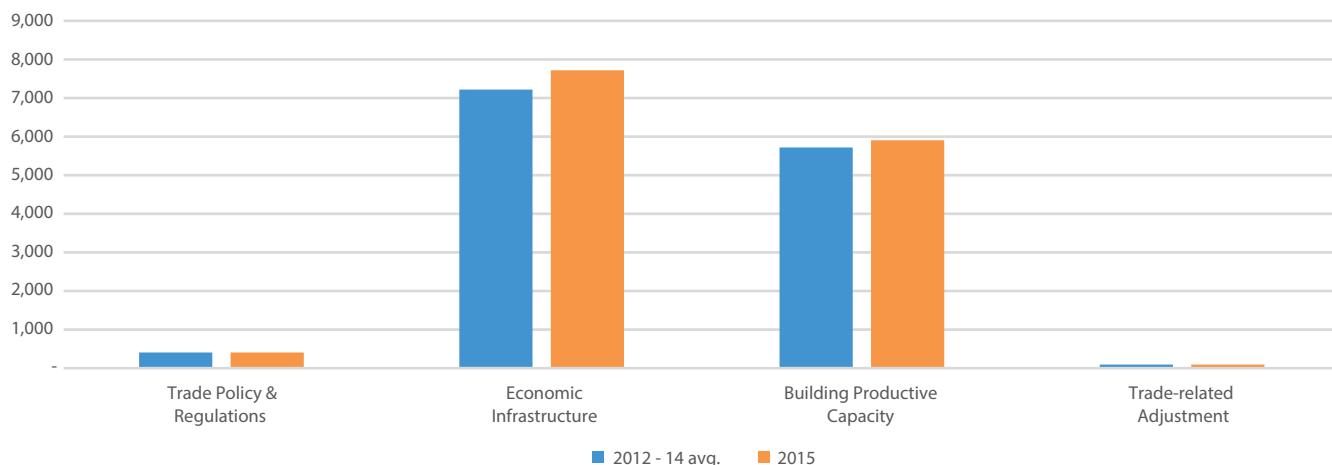
Table 2: Top 20 donors, commitments

Rank	Donor	Rank 2012-2014 (average)	United States dollars in millions (2015 constant)	share (%)
1	World Bank	1	2 909.1	20.7
2	European Union institutions	2	1 938.3	13.8
3	Germany	7	1 397.4	9.9
4	African Development Bank	4	1 223.1	8.7
5	Japan	6	1 142.1	8.1
6	United States of America	3	986.5	7.0
7	France	5	744.1	5.3
8	United Kingdom of Great Britain and Northern Ireland	8	692.1	4.9
9	Arab Fund	10	427.4	3.0
10	United Arab Emirates	9	368.5	2.6
11	Kuwait	14	290.0	2.1
12	Climate Investment Funds	24	200.0	1.4
13	Canada	13	170.8	1.2
14	Norway	11	165.6	1.2
15	Netherlands	15	154.6	1.1
16	Sweden	17	145.9	1.0
17	OPEC Fund for International Development	19	137.0	1.0
18	Republic of Korea	16	134.4	1.0
19	Denmark	12	134.3	1.0
20	Belgium	18	131.8	0.9

1.3 Infrastructure and productive capacity dominate Aid for Trade projects

The largest sector in terms of Aid for Trade disbursements remains economic infrastructure (figure 5). This is not surprising given the large infrastructure needs of the continent and the cost-intensive nature of infrastructure projects. In 2015, disbursements amounted to around \$7.7 billion (55 per cent of

total), with a 6.9 per cent real increase in disbursements from the 2012-2014 average. The second largest area is productive capacity, which accounted for \$6.0 billion in disbursements and represented 42 per cent of total Aid for Trade. Productive capacity flows also increased 4.1 per cent. Trade policy and regulations remains a smaller area of Aid for Trade and in 2015 represented only around 3 per cent of Aid for Trade. This area also experienced a decrease in 2015, as the disbursement flow reduced by 2.5 per cent from 2012-2014 average. The share of trade-related adjustment of Aid for Trade is negligible. In 2015,

Figure 5: Aid for Trade disbursements to Africa, by area (United States dollars in millions)

it accounted for \$0.3 million. This was also a decrease of 75.6 per cent from 2012-2014 average.

The sectoral breakdown of Aid for Trade disbursements to Africa are presented in figure 6. Economic infrastructure funding is almost evenly divided between transport and storage (26 per cent of total) and energy (27 per cent). Communications account for about 1 per cent of the total Aid for Trade. Over 71 per cent of the funds towards transport go into road transport, while around 10 per cent for rail transport, with water and air transport receiving around 5 per cent each. It is clear that in these areas, countries have been particularly successful in developing infrastructure projects for the consideration of funders.

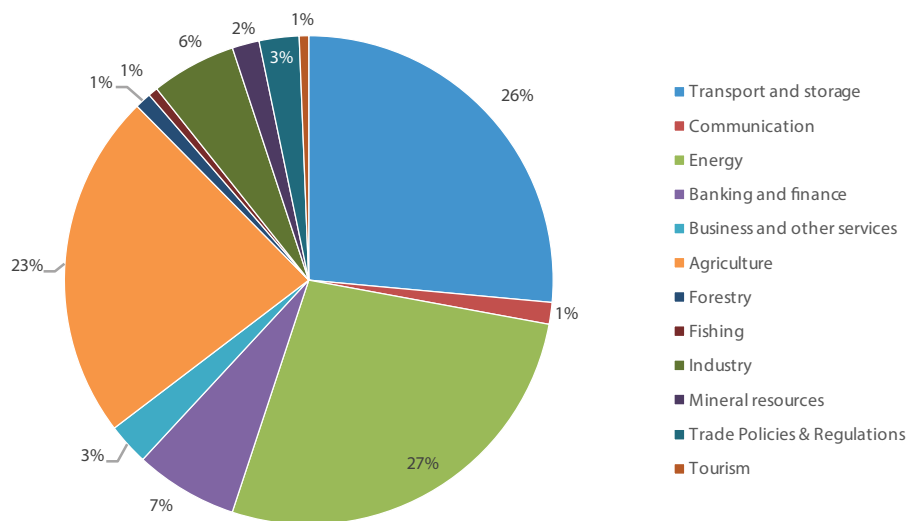
Building road and rail linkages is likely to contribute towards closing infrastructural gaps in intra-African trade, if carried out in line with the regional priorities. Infrastructure Aid for Trade has been steadily increasing over time. Since the adoption of

the Boosting Intra-African Trade Action Plan, annual funding for infrastructure has increased around 16 per cent in real terms, to \$7.7 billion per year in 2015. Given the estimated cost of the Programme for Infrastructure Development in Africa, around \$67.9 billion through 2020, this area will require further support.³ Following the needs identifies in the Programme for Infrastructure Development in Africa framework, there is scope to shift Aid for Trade towards energy, which is expected to require the largest share of funding (60 per cent).

Building productive capacity is the second largest area of Aid for Trade funding at \$6 billion in disbursements. Over half, 54 per cent, of this goes towards agriculture, which represents 23 per cent of the total Aid for Trade disbursements. Banking and finance receives 16 per cent (7 per cent of total) and industry 13 per cent. The high share of agricultural support is not surprising given the sector is a large employer on the continent. Building the agricultural sector for export could also contribute towards the aim of increasing intra-African trade in food products (as

³ African Union Commission et al. (2012).

Figure 6: Distribution of Aid for Trade disbursements to Africa by sector, 2015



included in Boosting Intra-African Trade Action Plan cluster 1), when supported by efforts to reduce tariffs and restrictions, and bring down non-tariff barriers.

As highlighted in the context of the 2015 Global Review, attention should be paid, however, to the much lower importance based on industrial development in Aid for Trade.⁴ Projects for development of industrial capacity only contribute 6 per cent to the total disbursements to Africa. At the same time, it can be noted that a large share of the industry-oriented Aid for Trade (around 48 per cent) is dedicated for regional and subregional projects, indicating strong support towards productive integration. It is also encouraging that a large share of the Aid for Trade aimed at banking and finance is for regional and subregional projects (45 per cent), contributing

towards cluster 5 of Boosting Intra-African Trade Action Plan, boosting of regional trade finance mechanisms.

Mineral resources attract a relatively small share of Aid for Trade (6 per cent). The low participation of Aid for Trade partners in these areas could be partly driven by the lower barriers to attracting private (commercial) funds for the development of these areas. Relative to the last Global Review, the distribution of disbursements has remained relatively similar, though with an increase in the share of energy projects relative to transport and storage related disbursements.

⁴ ECA and WTO (2015) *Reducing Trade Costs to support Africa's Transformation, the role of Aid for Trade*.

2. Connecting Aid for Trade with Africa's priorities to boost intra-African trade

It is clear from section 1 that Aid for Trade continues to be an important source of support to African countries in the development of their trade and productive capacity. To ensure that Aid for Trade supports Africa's development in a sustainable and effective way, it is crucial that it is well-aligned with the continent's priorities. The Boosting Intra-African Trade Action Plan could be a useful document in this regard.

The Action Plan was developed as a document to outline a programme of activities to address priority constraints to African regional trade. The Action Plan builds on initiatives already adopted by the policy organs of the African Union Commission. This includes programmes such as the Action Plan for Accelerated Industrial Development for Africa, Programme for Infrastructure Development in Africa, and Minimum Integration Programme. It was therefore not meant as a new framework, but rather brings previous plans together to address Africa's trade challenges in a consistent way. The seven priority clusters of the Boosting Intra-African Trade Action Plan are outlined in table 3.

The seven clusters of Boosting Intra-African Trade Action Plan capture the view that boosting trade requires a well-rounded approach, recognizing that the elimination of tariffs, even when combined with infrastructure and trade facilitation, is not enough. There is a need to take action also on productive capacity and finance, among other things. For Aid for Trade, these links are recognized through productive capacity support – in Africa this was 42 per cent of Aid for Trade

disbursement in 2015, second only to transport infrastructure, as outlined above.

Trade requires connectivity. The Boosting Intra-African Trade Action Plan and its priority initiatives in fact address connectivity in several areas: physical, regulation and policy, finance, information, production and movement of people. The rise of e-commerce introduces digital connectivity into trade policy concerns. E-commerce could be significant in delivering more benefits for a wider range of beneficiaries, particularly those previously disadvantaged, such as micro, small and medium-sized enterprises and women owned enterprises. While not directly addressed in the Boosting Intra-African Trade initiative, intra-African trade could benefit from digital connectivity improvements making access to markets easier in an environment where information is scarce and costs high. Digital connectivity also underlines many innovations in trade facilitation, including single windows.

These are exciting new developments, but the opportunities introduced by digital connectivity are still hindered by "old" issues. For example, it is clear from the responses to the monitoring and evaluation survey presented below that many respondents highlight infrastructure deficits as a key issue for e-commerce. Therefore, the introduction of new issues is not in contradiction to the priorities set out in the Boosting Intra-African Trade Action Plan, but rather builds on them.

Table 3: Summary of Boosting Intra-African Trade Action Plan priorities

#	Cluster	Activities
1	Trade policy	Mainstreaming of intra-African trade in national strategies; Enhancing participation by private sector, women and informal sector; Boosting intra-African trade in food products; Undertaking commitments to liberalize trade-related services; Committing to harmonize rules of origin and trade regimes; Promoting “Buy in Africa” and “Made in Africa”
2	Trade facilitation	Reducing road blocks; Harmonizing and simplifying customs and transit procedures and documentation; Establishing one stop border posts; Integrating border management
3	Productive capacity cluster	Implementing AIDA, ATII, APCI and 3ADI; Establishing integrated trade information systems; Encouraging investment/FDI; Establishing Regional Centres of Excellence
4	Trade-related infrastructure	Implementing PIDA; Mobilizing resources for multi-country projects; Developing high-quality multi-country projects; Creating an enabling environment for private sector participation; Developing innovative mechanisms (such as legal and financial) for multi-country projects
5	Trade finance	Improving payment systems; Creating an enabling environment for financial services to provide export credit and guarantees; Speeding up establishment and strengthening regional and continental financial institutions (Afrexim, PTA Bank and ATI)
6	Trade information	Creating interconnected centres of trade information exchange
7	Factor market integration	Operationalizing existing protocols and policies; Facilitating movement of business people; Harmonizing rules on cross-border establishment; Establishing agreements on mutual recognition of qualifications

Source: African Union Commission and ECA (2012).

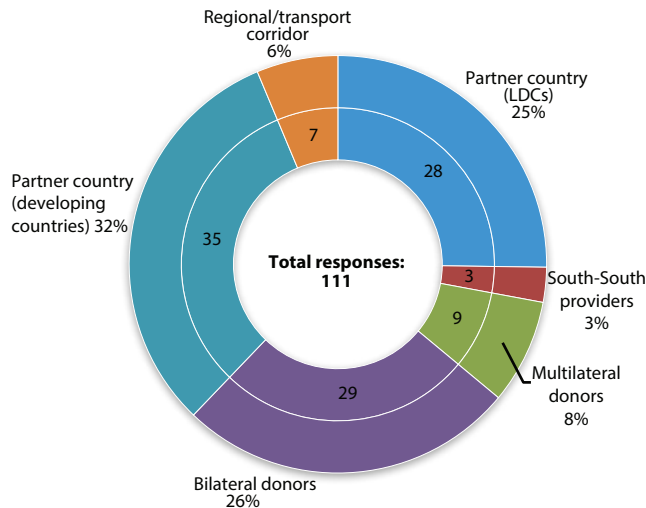
The trends presented in Section 2 point to linkages between the current Aid for Trade support and the Boosting Intra-African Trade Action Plan priorities. In addition to observing the trends in flow of funds, understanding the contribution of Aid for Trade towards connectivity and development in Africa requires also an analysis of the priorities and real-life experiences of the recipients and their partners. The monitoring and evaluation exercise conducted jointly by OECD and WTO provides important information in this regard. The next section analyses

the results of the joint 2017 monitoring and evaluation exercise against the various Boosting Intra-African Trade Action Plan clusters and the emerging issue of digital connectivity.

2.1 Aid for Trade priorities in Africa – insights from the OECD–WTO monitoring and evaluation exercise

The monitoring and evaluation exercise was carried out as a part of the 2017 Global Review of Aid for Trade. The present section provides an overview of the results of the exercise for the African participants. Material from two sources is collated: responses to self-assessment questionnaires and submissions of case stories. The self-assessment questionnaire was addressed to partner countries (developing and least developed countries), regional economic communities/transport corridors, donors (bilateral, multilateral) and South–South partners in late 2016. Figure 7 breaks down the responses received.

Figure 7: Self-assessment questionnaires by respondents



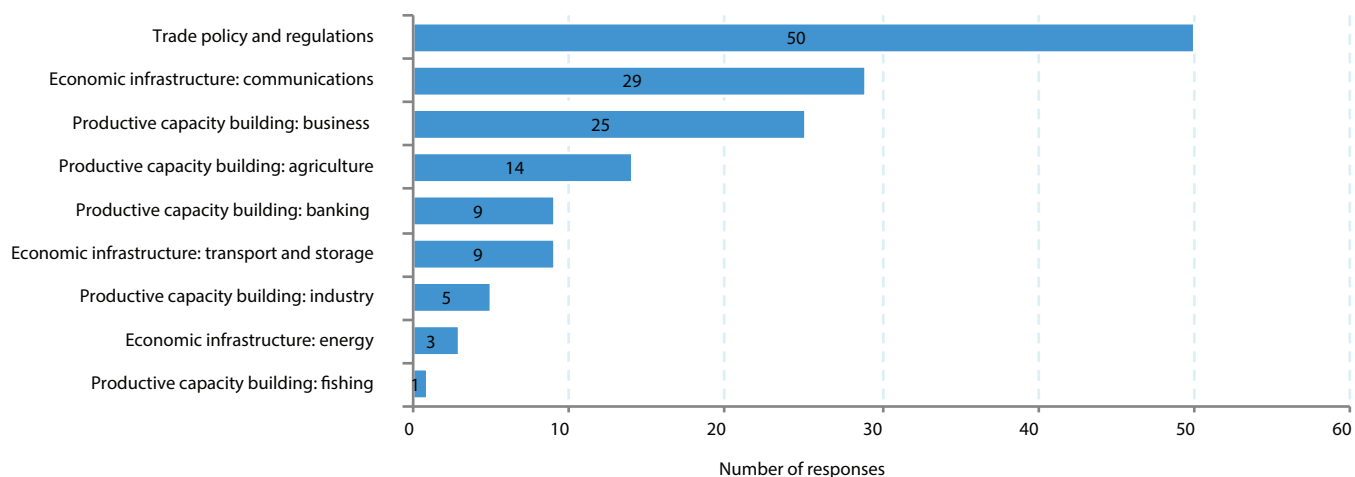
Source: OECD–WTO Aid for Trade monitoring and evaluation exercise (2017).

The 2017 Aid for Trade monitoring and evaluation exercise also included a call to the public and private sector to submit case stories about relevant policies, programmes and projects. A total of 145 case stories were received before the cut-off date and included in the monitoring and evaluation exercise; 96 from the public sector, 25 from the private sector, and 24 from non-governmental organizations and academia. Figure 8 below highlights the breakdown of the case stories by programming focus in accordance with the reporting codes used by the OECD Creditor Reporting System.

The single largest category of case stories (34 per cent) focused on support for capacity-building in trade policy and regulations. Within that category, eight out of ten case stories focused on trade facilitation. Building productive capacities was addressed in 36 per cent of the case stories in total, with 16 per cent of them focusing on business services, 10 per cent on agriculture, 6 per cent on banking services, 3 per cent on industry and manufacture and 1 per cent on fisheries. Experiences in building trade-related infrastructure were recounted in 30 per cent of the case stories, with two-thirds highlighting programmes to improve ICT in developing countries (figure 8).

A total of 31 responses to the self-assessment questionnaire were received from African countries, accounting for almost half the partner country responses; four more responses came from regional economic communities and transport corridors from the region; and a further 36 bilateral, multilateral donor and South–South provider responses are included in this analysis. The present section is also informed by the case stories of initiatives to promote connectivity in Africa submitted by the public and private sectors, non-governmental organizations and academia. These case stories provide further details on

Figure 8: Case stories by focus



Source: OECD–WTO aid for trade monitoring and evaluation exercise (2017).

best practices as well as associated outcomes and impacts. Annex 2 lists all responses received for the 2017 exercise.

While not a comprehensive data set, the information collected is a representative sample and offers a window onto the more complex picture of national, regional and multilateral actions being undertaken to promote connectivity – both digital and physical. Results showed that:

- **Trade facilitation** remained a priority for Africa and donors working in the region. Implementation of the Trade Facilitation Agreement provides an opportunity for countries to reduce trade costs and integrate into regional and global value chains. Particular areas African respondents highlighted as requiring Aid for Trade support to trade facilitation included border agency cooperation, publication and availability of information,

release and clearance of goods and formalities connected with importation, exportation and transit.

- **Digital connectivity** offers an opportunity to expand markets by reducing the cost of distance and to diversify goods and services. In order to realize full potential, countries noted the need to address physical and regulatory factors that limited participation in e-commerce and as regards the “digital divide” between countries in their ability to connect to the Internet.
- While respondents viewed **e-commerce** as a significant opportunity for growth, development and job creation, many challenges existed in terms of implementation and ensuring that opportunities were inclusive. African respondents anticipated a need for future assistance in order to meet their e-commerce strategic objectives, particularly in developing telecommunications

infrastructure. Respondents emphasized the need to bridge the digital divide in order to effectively participate in e-commerce.

- The 2030 Agenda for Sustainable Development and the Addis Ababa Action Agenda on Financing for Development called for increased **private sector engagement** in the implementation of the Sustainable Development Goals. Aid for Trade can help attract private sector financing, particularly towards infrastructure by creating the enabling environment for investments. African respondents noted a number of actions that were being taken to improve the investment climate. Those included embedding investment policy in overall development strategy, updating investment policy, regulations and strategies, facilitating entry and operations of foreign investors and focusing on investment policy implementation and enforcement.
- Respondents also highlighted **financial services, computer-related services and transport services** as the main sectors that their national development strategies sought to attract investments.

While the respondents were not asked to rank their priorities in terms of the Boosting Intra-African Trade clusters, there are clear linkages between the indicated top priorities for Aid for Trade and the Boosting Intra-African Trade initiative. Trade facilitation is a standalone priority of the Boosting Intra-African Trade Action Plan and also received the most nominations by both African recipients and donors. Over half of the African respondents also indicated export diversification and industrialization, linking to Boosting Intra-African Trade cluster 3. Over half also listed transport infrastructure, closely followed

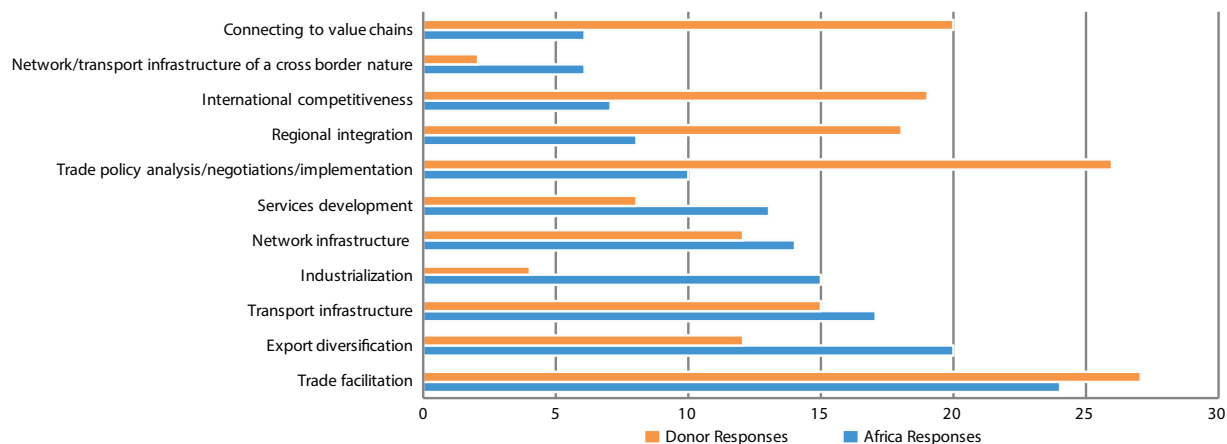
by network infrastructure, both supporting cluster 4. Further connections can be made between the remaining clusters and projects undertaken. The results of the monitoring and evaluation exercise therefore indicated that there was a good basis for linking the Boosting Intra-African Trade Action Plan and Aid for Trade – there are already strongly aligned in terms of priorities and objective.

2.2 Promoting trade facilitation through Aid for Trade

Trade facilitation was ranked by 24 out of 31 African countries amongst their top five priorities (figure 9). Similarly, 27 of 42 donors ranked trade facilitation as a priority in the Aid for Trade programming; 75 per cent of African respondents noted that the broader conception of trade facilitation was being integrated (i.e. mainstreamed) in their national development strategy while 16 per cent indicated a direct link in the national development strategy to the WTO Trade Facilitation Agreement. Trade facilitation is also growing as a priority in regional development strategies – 52 per cent of African respondents noted it as a priority. Lastly, regional infrastructure categories are also capturing trade facilitation in the view of 48 per cent of respondents. Box 1 below highlights how trade facilitation is being reflected as a priority in development policies on the basis of additional information directly quoted from some responses to the 2017 self-assessment questionnaire.

While trade facilitation ranks highly in terms of priorities for Aid for Trade, it receives a relatively small proportion of the disbursements (around 1.6 per cent in 2015). However, it represents a large share of trade policy support (around 60 per cent). The disbursements for trade facilitation have also been increasing relatively consistently since 2006. A strong increase

Figure 9: Aid for Trade priorities, African responses



Source: OECD–WTO Aid for Trade monitoring and evaluation exercise (2017)

can be observed in 2013, which may be driven by the lead up to the signing of the Trade Facilitation Agreement.

On 22 February 2017, the Trade Facilitation Agreement entered into legal force. To date, 20 African member States have ratified the Agreement. Figure 10 shows that the notification rate in Africa remains relatively low compared with other regions. The Agreement adds a powerful instrument to the toolbox of policymakers seeking to reduce trade costs. The WTO's 2015 *World Trade Report* estimates that developing countries have the most to gain from swift and full implementation of the Agreement. It is estimated that its full implementation could reduce trade costs by an average of 14.3 per cent, and in excess of 16 per cent for many African countries and least developed countries. The implementation of the Trade Facilitation Agreement by African countries would therefore be a concrete step for reducing trade costs. At a continental level,

the Continental Free Trade Area has been estimated to result in increase in intra-African trade of 52 per cent. However, the benefits would be doubled if combined with trade facilitation measures.⁵

The implementation of the Agreement can be expected to remain one of the key areas of trade facilitation support, particularly given the linkage made by African respondents to national development strategies. Several case studies submitted by African countries and their partners address the Trade Facilitation Agreement directly. The case of Nigeria is presented in Box 2.

Among African respondents, 28 out of 31 (90 per cent) indicated that they plan to use the flexibilities set out in Section II of the Agreement. A further three respondents stated they were unsure. As shown in figure 11, border agency

5 Mevel and Karingji (2012).

Box 1: Quotes from African member State responses on trade facilitation as a development priority

Botswana: The Southern African Customs Union is in the process of developing a strategy on how the Trade Facilitation Agreement can be implemented at a regional level. Southern African Development Community (SADC) has also developed a strategy that reflects the broader obligation of the Agreement and suggests how members can achieve the implementation of the Trade Facilitation Agreement.

Burkina Faso: Trade facilitation is one of the two axes in Burkina Faso's medium-term plan.

Central African Republic: From the perspective of a landlocked country, trade facilitation is a starting point in reducing trade costs.

Chad: [Trade facilitation is] a priority in the national and regional development policy.

Malawi: Malawi developed a National Trade Facilitation Action Plan to guide implementation of trade facilitation programmes at national level. The National Trade Facilitation Action Plan was developed by consolidating and prioritizing recommendations from various study reports in the area of trade facilitation.

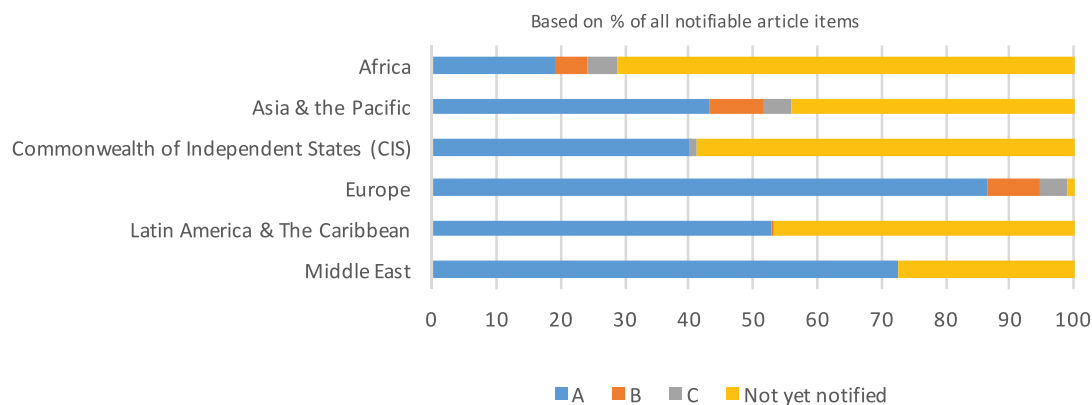
Niger: As a landlocked country, Niger sees in trade and transport facilitation a means to strengthen its access to the sea and to enshrine the freedom of transit.

Rwanda: Trade facilitation is reflected in both national and regional development policies as regional integration is among government priorities.

Zambia: The current national development strategy was crafted before the establishment of the Trade Facilitation Agreement. At the national level, Zambia has a National Trade Facilitation Committee to oversee all trade facilitation related matters. At regional level, trade facilitation is reflected as a priority in a broader sense through the African Union initiatives.

Source: OECD–WTO aid for trade monitoring and evaluation exercise (2017)

Figure 10: Trade Facilitation Agreement notifications by region



Source: Trade Facilitation Agreement Facility (2017), accessed 19 June 2017.

Box 2: Aid for Trade support to Nigeria in the Trade Facilitation Agreement process

Nigeria deposited its instrument of acceptance of the Trade Facilitation Agreement on 16 January 2017. A case story (case study 62) outlines the process and the support that Nigeria received in this regard. The Department for International Development supported the development of its strategic action plan for the period 2010-2013, which was adopted and reviewed with support from the European Union and the Deutsche Gesellschaft für Internationale Zusammenarbeit (GIZ) to achieve the categorization of Nigeria's commitments. In addition, in 2014, Nigeria benefited from an ITC programme on trade facilitation aimed at assisting countries to categorize trade facilitation measures. The United States Agency for International Development - Nigeria Expanded Trade and Transport Project (USAID-NEXTT), in collaboration with the Federal Ministry of Industry and Trade, is assisting the National Trade Facilitation Committee in preparing Nigeria's trade facilitation implementation commitment of its category B and C. These various supports, including the implementation of customs reform and modernization initiatives, led to the adoption of the Single Window Trade Portal. The World Bank scoping mission to Nigeria in 2016 has assisted and continues to assist the National Committee on Trade Facilitation.

In October 2016, the United Nations Conference on Trade and Development organized the Empowerment Programme for the National Committee on Trade Facilitation in Nigeria. The programme fits within the framework of the "Transparent Trade Procedures in the region of the Economic Community of West African (ECOWAS)" project. The programme is aimed at increasing the understanding of the National Committee on the benefits of trade facilitation, its impact on development, its implications for global supply chain management, and best practices. The project was funded by the GIZ. Nigeria is also benefiting from the ECOWAS-EUBMZ-UNITAR e-Learning course on "WTO Trade Facilitation Agreement and Regional Trade Facilitation Rules and Regulations" aimed at enhancing individuals' knowledge on the Trade Facilitation Agreement.

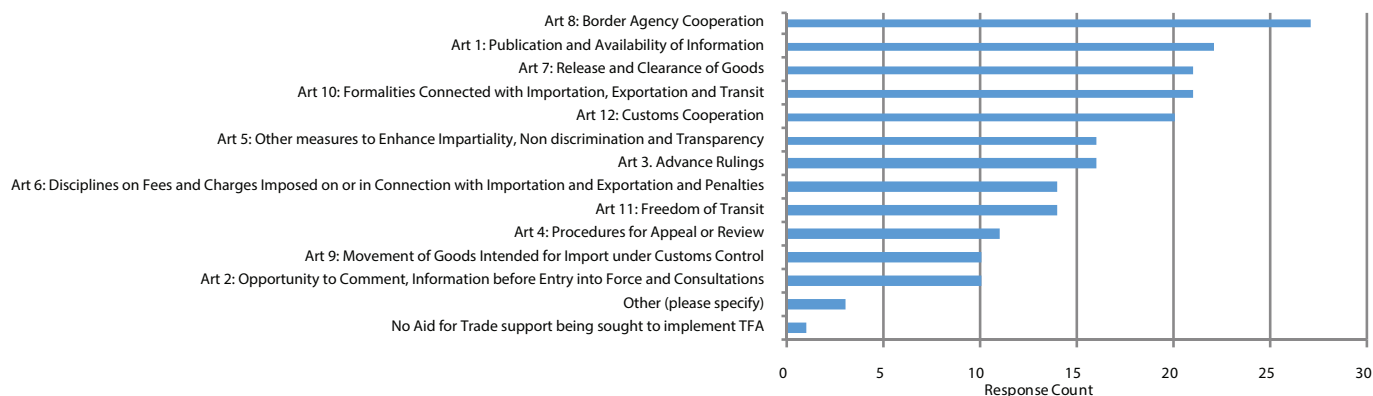
Source: OECD/WTO Aid for Trade Monitoring and Evaluation exercise (2017)

cooperation, publication and availability of information, release and clearance of goods and formalities connected with importation, exportation and transit are the Agreement disciplines most highlighted by African respondents as areas where Aid for Trade support will be required. Additional information provided by respondents specified support to single windows, authorized operators, risk management and electronic payments.

The monitoring exercise also noted that 25 African respondents are already in dialogue with donors on Trade Facilitation Agreement implementation. All donor respondents indicated that assistance to the implementation was available for all disciplines; 15 donor respondents noted that they were programming Trade Facilitation Agreement implementation

as part of ongoing national or regional programmes. A further 14 respondents noted that they were programming support as part of dedicated global thematic programmes. Five respondents indicated that they were programming support on an article-by-article basis on the basis of requests for specific support for category C implementation.

Beyond the Trade Facilitation Agreement, development partners have been instrumental in providing assistance to a number of initiatives ranging from the establishment of National Trade Facilitation Committees to providing hard and soft infrastructure between borders and along corridors. Many initiatives focus on improving the environment for intra-African trade, for example, Germany is assisting with the implementation of the ECOWAS Trade Liberalisation Scheme,

Figure 11: Aid for Trade priorities for Trade Facilitation Agreement implementation, African respondents

Source: OECD–WTO Aid for Trade monitoring and evaluation exercise (2017)

which enforces duty-free transactions within the region, reducing bureaucratic obstacles and working with the private sector to improve the Scheme's regulations.

Case stories underscore the importance of regional approaches for measures requiring the cooperation between two or more countries, particularly for landlocked countries. For example, as a landlocked country, Burundi sees that improving trade logistics requires extensive regional cooperation and investment in national and regional infrastructure, both at the Common Market for Eastern and Southern Africa (COMESA) and at the East African Community level (case story 130). In the case story submitted, Burundi reported that it had ratified COMESA's Regional Customs Bond Guarantee Scheme, which aims to eliminate administrative and financial costs, collaborated in the constructions of the Great Lakes railway, levied COMESA harmonized transit toll and applied COMESA's transport licensing system. In addition, Burundi had set up a national committee to monitor the mechanism for identifying and eliminating non-tariff barriers within the East

African Community and participated in the construction of the regional link between countries of the region. A Revenue Authorities Digital Data Exchange (RADDEX) system had been established to connect five customs authorities within the East African Community. Another innovative measure was the installation of one-stop border posts to streamline customs procedures and improve response time. Burundi expects COMESA, the East African Community and Southern African Development Community Tripartite Free Trade Agreement to open up new trade opportunities.

In the East African Community, the Integrated Border Management to Reduce Trade Costs in East Africa (case story 35), a project worth \$560 million, involves eight donors (Belgium, Canada, Denmark, Finland, Netherlands, Sweden, United Kingdom of Great Britain and Northern Ireland, United States of America). Some project activities include equipping and setting up 13 one-stop border posts, using ICT and web-based procedures and supporting the East African Community Customs Directorate in customs revenue management.

Box 3: Reducing cost of trade through Aid for Trade – selected examples

Case stories show that efforts are under way to implement trade facilitation measures in Africa providing quick gains in reducing trade costs.

The Trademark East Africa supported Automation of the Application and Issuance of Certificates of Origin in Kenya by the Kenya National Chamber of Commerce and Industry (case story 73) resulted in an average time reduction to obtain a certificate of origin of 86 per cent from 84 hours to 12 hours. The Trademark East Africa's rollout of the Customs Business Systems Enhancement Programme (CBSEP) (case story 79) in Uganda recorded a reduction of clearance times from 5 days to 2 days, costs savings of \$300 per customs declaration and a time saving of 26 days and a cost saving of \$1,644 to clear a container at the port of Uganda. The construction of the Busia One Stop Border Post in Uganda (case story 71) resulted in a reduction in the average time to cross from Busia, Uganda to Busia, Kenya by 80 per cent and a 20 billion increase (in Uganda shillings) in revenue collected. Overall, Trademark East Africa's work in the East African Community has resulted in the elimination of 87 out of 112 identified non-tariff barriers (case story 72).

The Government of Malawi expects the World Bank's support to the establishment of the Malawi Trade Portal (case story 52) to reduce trade costs and improve Malawi's World Bank Doing Business Index and Global competitiveness rankings. Case stories from Ghana (case story 128) and Senegal (case story 135) show how the establishment of electronic single windows have improved their World Bank Doing Business rankings and logistics performance.

Source: OECD–WTO Aid for Trade monitoring and evaluation exercise (2017)

Canada's case story records an 11.6% reduction in transport times from Dar es Salam-Bujumbura and Mombasa-Kigali.

The work of the United Nations Development Programme to facilitate in Qutsof an area bordering Egypt and Sudan has helped reduce transportation costs for trucks from \$1,000 to \$500. The local community in Ishkate (in Sudan) also benefits from job creation (case story 55). More examples on reducing trade cost through trade facilitation are included in Box 3.

2.3 Aid for Trade and bridging the digital divide

In a world of global value chains, high trade costs constrain the effective participation of countries in international trade. The 2015 Global Review showed how reducing trade costs could help developing countries, particularly least developed countries, enter or move up global value chains. While physical

connectivity continues to play a major role in facilitating trade, digital connectivity is emerging as an additional cost reducing indicator. The Internet provides an avenue to expand markets by crushing the cost of distance and to diversify goods and services (both physical and digital).

The 2017 Aid for Trade monitoring and evaluation exercise explores issues related to the development of digital connectivity to enable the electronic transaction of both physically and digitally traded goods and services. Particular focus was given to perspectives on physical and regulatory factors that may limit participation in e-commerce and as regards the "digital divide" between (and within) countries in their ability to connect to the Internet.

The African Development Bank case story highlights the development impacts of mobile banking in the region (see Box 4).

Box 4: African Development Bank - Impact of mobile payments and banking on the unbanked in African countries (case story 15)

Mobile payments technology is becoming increasingly significant, especially in the context of developing economies, where many low-income households and microenterprises do not have ready access to financial services. Mobile payment facilitates financial inclusion, and offers the potential for financial integration.

Taking bank accounts as an indicator, access to formal finance in Kenya, although improving over the past five years, is still limited (with bank account penetration rate being still 21 per cent in 2010). If mobile money accounts had been used, access to financial services in Kenya would have been more spectacular with an increase from an estimated 19 per cent in 2007 to more than 40 per cent in 2011. According to a survey, usage of non-bank financial institutions more than doubled from 7.5 per cent in 2006 to 17.9 per cent in 2009 — this could be mostly attributed to the new “M-PESA” service provided by Safaricom.

Mobile banking and mobile money services, which have already had a major impact on the economy of Kenya, are starting to make serious inroads also in West Africa, where mobile telephones are ubiquitous (50 per cent) but bank accounts are scarce (18 per cent). New mobile service providers are springing up from Ghana to Nigeria and other West African countries, offering customers in one of the poorest corners of the world the chance to send and receive money via text message for relatively small fees.

The rapid growth in the mobile money industry has led to increased access for the less privileged and the disadvantaged population to affordable financial services not only within, but also across borders.

Source: OECD–WTO Aid for Trade monitoring and evaluation exercise (2017).

Case stories submitted show that various countries are in the process of prioritizing e-commerce in their national development. The Government of Côte d'Ivoire (case story 138) is developing an e-commerce ecosystem. National regulatory reforms aim to drive and regulate electronic transactions, including laws to protect personal data and consumers, and fight cybercrime. The Government has created a Ministry of Posts and the Digital Economy, and has opened an academic institution, which focuses on new technologies. E-commerce is gradually becoming the norm in Côte d'Ivoire, and online businesses are tapping into burgeoning consumer demand. Côte d'Ivoire's case story also notes that growth of e-commerce remains constrained by limited logistics, insufficient payment services, and high costs of electricity and broadband.

Recognizing these challenges, the Government launched an ICT development initiative targeting infrastructure, services accessibility, the development of national expertise and the implementation of a technological free-zone. The Government of Nigeria has also prioritized ICT, particularly the Internet, in national development (case story 6). In its 2012 ICT policy, the target identified is for Nigeria to increase broadband penetration from 6 per cent to 30 per cent in 2018.

At the regional level, ECOWAS indicated that while the regional economic community had no comprehensive strategy on e-commerce, it had a regional strategy on ICT (including telecommunications) set to contribute to the development of e-commerce in the region. It includes broadband development,

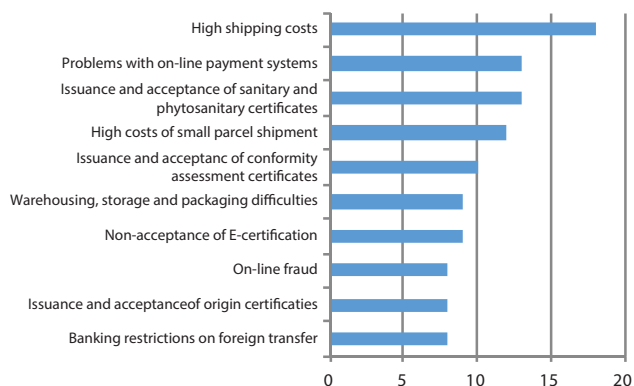
e-applications and e-services. In addition, ECOWAS adopted a Supplementary Act on Electronic Transactions in 2010. Owing to the growing importance of e-commerce, the ECOWAS Commission undertook an assessment of the impact of e-commerce with a view to developing a comprehensive strategy to improve coordination at the regional level. ECOWAS undertook a study supported by the United Nations Conference on Trade and Development and a series of workshops towards harmonizing relevant e-commerce-related laws and policies (case story 59).

Insights from the self-assessment exercise show that while many view e-commerce as a significant opportunity for growth, development and job creation, many challenges exist in terms of implementation and ensuring opportunities are inclusive. All 31 African respondents to the monitoring and evaluation exercise agreed that growth in e-commerce could make a contribution to women’s economic empowerment. Women-owned businesses, which are typically micro, small

and medium-sized enterprises face myriad challenges to internationalize. E-commerce provides a global platform, allowing producers to access the global marketplace, reach a broader network of buyers and, potentially, to participate in global value chains. However, micro, small and medium-sized enterprises also face challenges to engage in cross-border e-commerce. Figure 12 shows that African respondents viewed high shipping cost (including parcel shipment), followed by problems with online payments and the issuance of sanitary and phytosanitary and conformity assessment certificates as the main challenges for their micro, small and medium-sized enterprises to export through e-commerce. For customs and border management authorities, top challenges include the issuance of certificate (SPS, conformity assessment, certificates of origin) and the control of counterfeit goods (figure 13).

For e-commerce imports, top challenges for micro, small and medium-sized enterprises include the cost of delivery of small parcel trade, warehouse, storage and packaging difficulties

Figure 12: Challenges that e-commerce present for customs and other border management authorities.



Source: OECD–WTO Aid for Trade monitoring and evaluation exercise (2017).

Figure 13: Top 10 challenges faced by micro, small and medium-sized enterprises in relation to cross border e-commerce transactions (Africa responses)



and problems with determination of payment of customs. Customs and border management authorities face difficulties on applying customs risk management, applying sanitary and phytosanitary measures and electronic single windows. As highlighted by African respondents, challenges for micro, small and medium-sized enterprises and government authorities are typically related to trade facilitation. Digital connectivity, particularly transactions online, intertwines with physical connectivity. While goods can be purchased online, much of the trade of the final good remains physical. Trade facilitation is therefore an important enabler of e-commerce. While traditional trade facilitating measures remain crucial, responses highlighted in figure 14 illustrate additional elements e-commerce presents, namely: dealing with small parcel shipments, returned goods and various certification requirements.

Additionally, ECOWAS and the Walvis Bay Corridor Group indicated that banking restrictions were a challenge to custom and other broader management authorities in their dealings with merchandise goods purchased online. ECOWAS also noted difficulties in issuing rules of origin determinations, difficulties to control counterfeit goods, and difficulties issuing export certificates. On the side of imports, the Walvis Bay Corridor Group indicated difficulties in the acceptance of e-certificates and electronic single window issues.

Relevant content, particularly in local languages, is important to promote consumer and enterprise use. A case story submitted by the Internet Society claims that growth of Internet adoption in Sub-Saharan Africa is not always keeping in pace with availability (case story 20): "Adoption levels are well below saturation levels, and this is in part caused by a lack

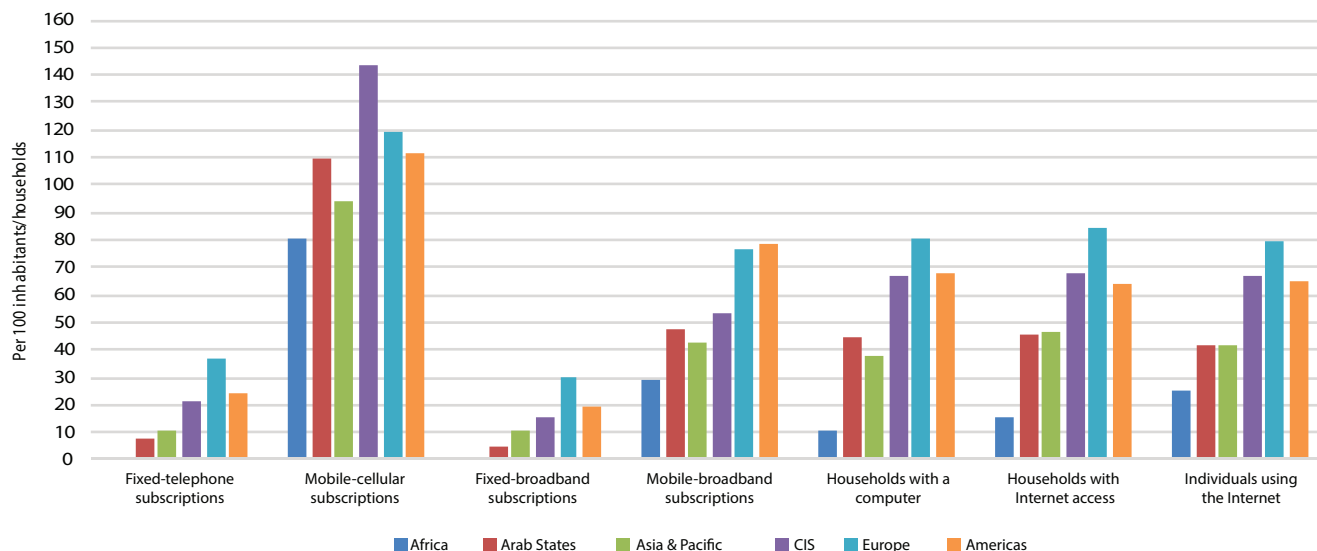
of locally relevant and available content." The case story notes barriers to local content hosting including; legal restrictions of content hosting, access to power, access to fibre cables within the country and lack of content in local languages.

Access to the Internet is paramount to enable participation in electronic commerce. Those who are offline are deprived of access to the additional market of goods and services available on the Internet. An available, affordable digital connection can be considered the cost of market access to digital trade. Data from ITU shows that Internet penetration in Africa is relatively low compared with other regions (figure 14). Recent research by the Alliance for Affordable Internet shows that, as at 2015, the average price of a 1 GB broadband plan as a percentage of gross national income per capita 17.44 per cent in Africa, 4.25 per cent in Asia-Pacific, 0.90 per cent in Europe, 3.71 per cent in Latin America and the Caribbean and 0.84 per cent in North America.⁶

According to African respondents to the Aid for Trade monitoring and evaluation exercise, the main impediments to accessing and using Internet services relate to the availability and affordability of digital connection (figure 18). The relatively high cost of ICT remains a barrier to Internet access. The African Development Bank, among others, is supporting broadband infrastructural development with an aim to provide affordable Internet connection (case story 16). The Connect Africa Initiative is a global partnership launched in October 2007. It aims to mobilize the human, financial and technical resources needed to bridge major gaps in ICT infrastructure across Africa, with a total of \$55 billion pledged to date (see Box 3).

6 Alliance for Affordable Internet (2017).

Figure 14: ICT penetration levels, 2016, by region



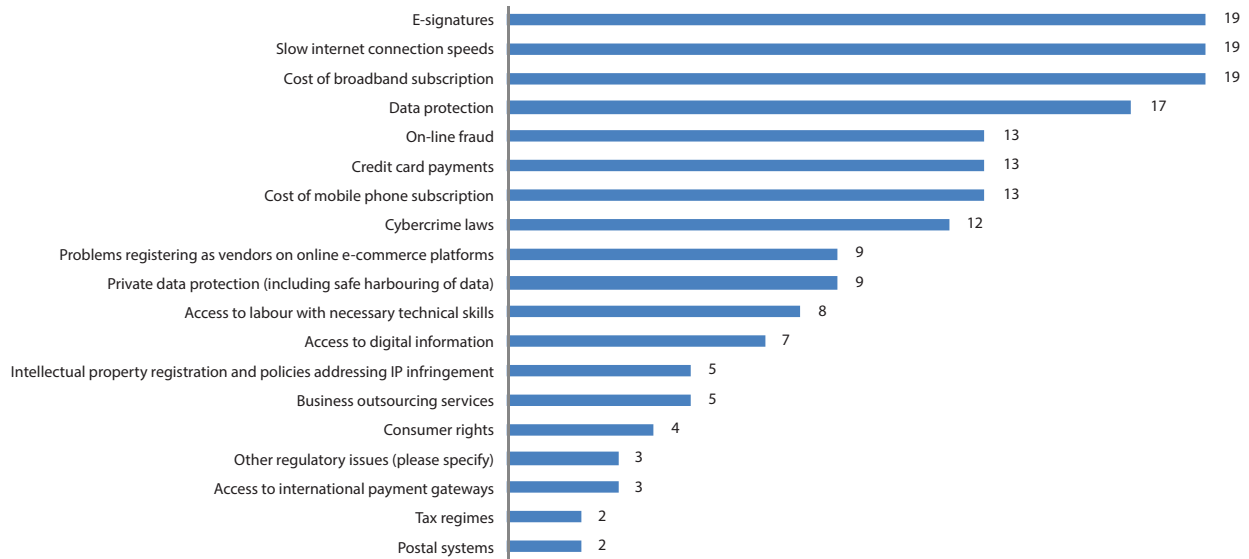
Source: *Aid for Trade at a Glance 2017, Chapter 5.*

Infrastructure for digital connectivity is a necessary enabler of e-commerce, but not a sufficient condition — other factors also need to be in place. Figure 15 also shows that African respondents view e-signatures, data protection, online fraud and credit card payments as challenges to the access and use of Internet services. These challenges also point to some of the potential downside risks to digital connectivity.

The Government of the United Kingdom of Great Britain and Northern Ireland, through its Department for International Development, is funding the private sector-owned G-Soko market system (case story 70) – an electronic trading platform linking smallholder farmers to grain buyers across East Africa. The system uses technology to provide information on market opportunities, to track goods, enhance transparency and connect buyers and sellers. Users report benefits in

accessing new markets, a reduction of post-harvest losses and an increase in return on farmer produce. The World Bank-supported ShopSoko e-commerce platform sells jewelry made by African artisans for a global market (case story 90). Today, ShopSoko is considered one of Kenya’s success stories and has become an “Etsy” for African jewellery. Their site has sold over 100,000 products, generating over \$800,000 in income to over 1,300 artisans.

It should be noted that the private sector is active in designing projects to address the need for digital skills, capacity and infrastructure to fully benefit from fast-changing new technologies. IBM Digital-Nation Africa is an example of some these programme. The IBM Digital Nation Africa is designed to train 25 million young people in Africa between the ages of 15 and 24 years, providing training ranging basic IT literacy

Figure 15: Main issues faced by enterprises and consumers in accessing and using Internet services

Source: OECD–WTO Aid for Trade monitoring and evaluation exercise (2017).

Box 5: Connect Africa Initiative (case story 16)

The Connect Africa Initiative actions are under four major programmes: International fibre connectivity, national backbone initiatives, policy regulation, and e-applications.

Key ICT investments include the East African Submarine Cable System along the east and south coasts of Africa, connecting 21 African countries to each other and the rest of the world. MainOne submarine fibre-optic cable from Portugal to South Africa, with many landings along the route. The project will lay 7,000 kilometers of submarine fiber optic cable between Seixal (a suburb of Lisbon) in Portugal, Accra in Ghana, and Lagos in Nigeria. These investments will provide Africa with huge bandwidth and help meet the growing demands of governments, traders, businesses and private users for more efficient and less costly data services.

Source: OECD–WTO Aid for Trade monitoring and evaluation exercise (2017).

to specific skills in digital privacy or cyber protection to name a few. Facebook’s Express Wi-Fi in Nigeria (case story 158) is providing affordable and fast Internet services to reduce the cost of business for IT entrepreneurs in Alaba International Market in Lagos.

It is clear from the findings above that, while not specifically addressed in the Boosting Intra-African Trade Action Plan, digital connectivity is intertwined with many of the Boosting Intra-African Trade clusters. As indicated by the responses, the potential for African countries to benefit from e-commerce

is restricted by inadequate digital infrastructure, and lack of affordable access to digital services. The digital divide is also a market access divide, as people who are offline are excluded from the global market that the web represents. The divide is seen both between countries and within countries: between rural and urban populations, women and men, and small and large firms. Failure to address these divides risks reinforcing existing inequalities. It is also indicated that for micro, small and medium-sized enterprises, main challenges hindering participation in e-commerce are high cost of shipping, conforming with sanitary and phytosanitary measures and other measures, and issues with payment systems. The success, therefore, in enhancing digital commerce is closely tied to improvements in trade facilitation, infrastructure and financial services, among other things.

The 2030 Agenda for Sustainable Development includes target (9.c): "Significantly increase access to information and communications technology and strive to provide universal and affordable access to the Internet in least developed countries by 2020." The current share of communications in the infrastructure Aid for Trade disbursements, however, is relatively low, but in line with the priority attached to communications infrastructure in the Programme for Infrastructure Development in Africa. It could, therefore, be interpreted that the current focus of Aid for Trade funding is consistent with Africa's shared priorities. Moreover, currently only about half of respondents reported that there is a national strategy for e-commerce and digital development.

However, 93 per cent (29 of 31) of African respondents to the monitoring and evaluation exercise anticipated a need for future assistance in order to meet their e-commerce strategic objectives. Respondents also ranked telecommunications (followed by road transport) highest in terms of trade-related infrastructure priorities in their national development strategies. In line with this, 58 per cent (23 of 40) of donors also indicated that e-commerce or other digital strategies feature in the development policies, particularly relating to ICT and e-government. Donors highlighted ICT infrastructure upgrading, ICT skills and training, broadband infrastructure development and telecommunications infrastructure as specific areas they mainly offer support.

It is important for digital connectivity and e-commerce to be developed in a way that supports intra-African trade. Encouragingly, a relatively large proportion of communications infrastructure Aid for Trade is currently used for regional and subregional projects, indicating that African countries are taking a regional perspective on digital connectivity. Improving digital connectivity can also support progress on a range of Boosting Intra-African Trade Action Plan clusters. For example, single window implementation is mentioned as an area of the Trade Facilitation Agreement support needs, in addition to one-stop border posts, electronic payments, and risk assessment. All of these initiatives require or benefit from reliable connectivity at the borders and between authorities. Trade information can also be more effectively be distributed through electronic portals, which majority of traders should have access to.

3. Aid for Trade and Boosting Intra-African Trade – the way forward

As demonstrated in the previous sections, it is clear that Aid for Trade is an important contributor to many priority areas for Africa's trade policy, particularly in the areas of trade facilitation and economic infrastructure. It is less clear how Aid for Trade, the majority of which is delivered at the national level, contributes to regional priorities, including the enhancement of the share of intra-African trade. Many linkages exist between the Boosting Intra-African Trade initiative and the Aid for Trade priorities, but the intraregional components of the funding are not straightforward to observe.

The following outlines some ways in which the contribution of Aid for Trade to boosting intra-African trade could be further strengthened. Given the urgency placed on the negotiation and implementation of the Continental Free Trade Area, it will be particularly important to ensure that Aid for Trade support is also aligned in order to build the capacity of African countries to benefit from the Continental Free Trade Area in an inclusive and transformative way.

3.1 Strengthening the Continental Free Trade Area process with Aid for Trade

As discussed in section 1, in terms of flow of Aid for Trade, trade policy is a minor area with majority of the support being captured by trade facilitation. This is not surprising given the nature of the work relative to more costly areas such as infrastructure. While trade policy has received less funding, the

decision to fast track the implementation of the Continental Free Trade Area at the 18th African Union Summit of Heads of State in 2012 and the lead-up to the launch of the Continental Free Trade Area negotiations in 2015 would be expected to attract the attention of Aid for Trade partners. The signing of the Tripartite Free Trade Area the same year could also result in an increase in support in this area in the recent years.

However, as indicated in the first section, support for trade policy projects has actually decreased since 2013 in real terms. By 2015, the Aid for Trade disbursements provided for trade policy projects had decreased 11 per cent from the peak of 2013. Somewhat surprisingly, the support for regional trade agreements specifically was down by around 59 per cent in the same period. While in 2013, regional trade agreement projects represented around 23 per cent of Aid for Trade support for trade policy to Africa, in 2015 they only represented around 10 per cent of disbursements. The proportion of regional and subregional projects in trade policy only represent around 34 per cent of trade policy projects. While higher than in other sectors of Aid for Trade, it again reflects a decrease from the 2010 peak of 56 per cent.

All this points to a possible underuse of available Aid for Trade funds to strengthen trade policy and regulations, and in particular the Continental Free Trade Area process. However, several case studies make a reference to support related to the agreement. It could be, therefore, that support for the process has taken place at the expense of other trade policy

initiatives, such as trade liberalization at the regional economic communities level. It should also be noted that the support for regional trade agreements was still considerably higher than support for multilateral trade negotiations, which attracted 0.3 per cent of trade policy disbursements.

As the African countries prepare to conclude the first stage of the Continental Free Trade Area negotiations, support will be needed both at the regional and national level for the implementation of the commitments and their use for national development. There is scope to guide Aid for Trade more effectively towards the process, to ensure progress on the continental trade policy priorities. At a national level, Aid for Trade projects should ensure the mainstreaming of intra-African trade.

The Continental Free Trade Area agenda is ambitious, also in that services trade is included in the first stage of the negotiations. Services trade is an aim in itself, but development of the services industry can support trade in goods, for example, through transport and financial services. The result of the Aid for Trade survey suggests that this is also an area with potential for Aid for Trade cooperation. Of the total 30 respondents, 13 indicated that services development was a top Aid for Trade priority. When asked about services trade priorities, the African respondents highlighted transport services (70 per cent of respondents), telecommunication (60 per cent), research and development (60 per cent), computer and related services (67 per cent) and professional services (60 per cent). Several of these are also areas emphasized in the Boosting Intra-African Trade Action Plan for fast-tracked liberalization.

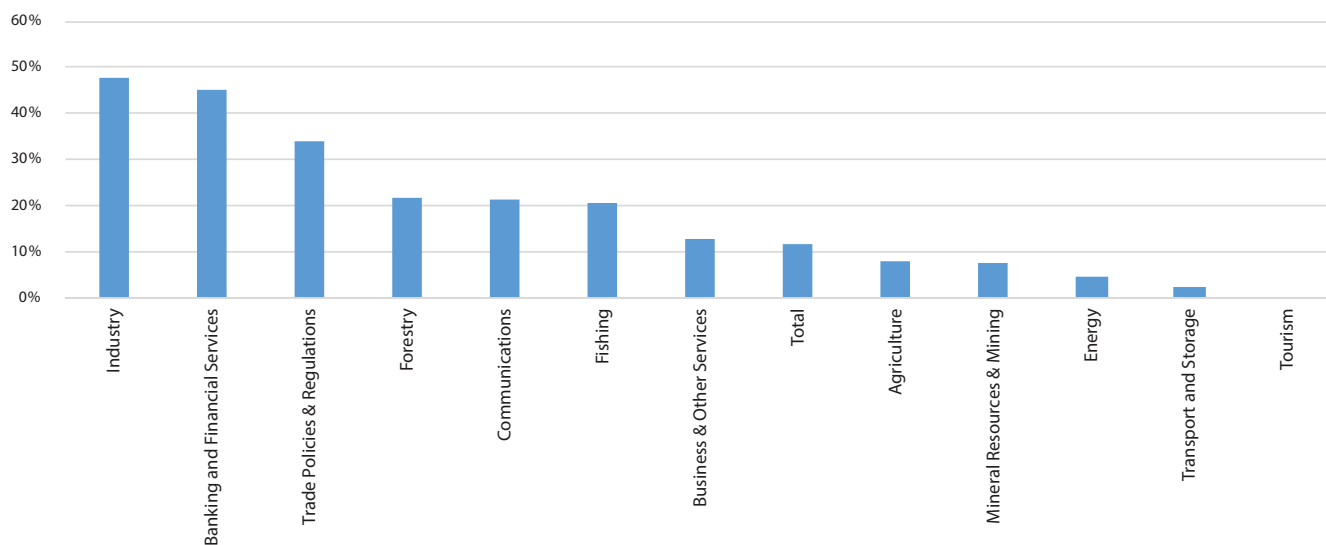
Countries will also need support for the second phase of the negotiations on investment, competition policy and

intellectual property rights. Strengthening regional investment frameworks is a priority action under Boosting Intra-African Trade cluster 3, productive capacity. Currently many African countries, according to the Aid for Trade survey, are already engaging donor support for the building of capacity in the area of investment policy. This support could be expanded to the regional and continental level to better support the Continental Free Trade Area process. Such activities could also support a greater involvement of private sector in financing of projects in support of intra-African trade, as emphasized in the Boosting Intra-African Trade cluster on infrastructure in particular.

An additional area for potential support is trade related adjustments. Currently, the share of this area in Aid for Trade has been negligible. The Continental Free Trade Area is expected to result in the short run adjustment costs as a result of the change in the continent's trade dynamics. These costs are likely to fall unequally between and within countries. Aid for Trade could be used in the redistributive process to ensure that "no one is left behind" and that Africans are relatively equally able to profit from the new opportunities available.

3.2 Enhancing regional and inclusive approaches in Aid for Trade

While an imperfect indicator, the proportion of Aid for Trade projects directed towards regional and subregional projects has been considered as suggesting the level of importance given to intraregional trade development. This is likely to underestimate the impact of Aid for Trade on intra-African trade, as to the extent national trade policies incorporate intraregional trade, national policies are also likely to support this aim. Figure 16 presents the proportion of funding for

Figure 16: Share of Aid for Trade disbursement for regional and subregional projects, Africa 2015

regional and subregional Aid for Trade projects in Africa by sector in 2015. On average, about 12 per cent of Aid for Trade disbursements to Africa are dedicated towards regional initiatives. This is relatively high compared to other regions.⁷ The highest rate of regional disbursements are towards industry (48 per cent), followed by banking and financial services (45 per cent), and trade policy and regulations (34 per cent). A notably low share of regional projects is in transport and storage projects (3 per cent).

The Boosting Intra-African Trade Action Plan highlights many areas of regional cooperation for boosting intra-African integration and trade. This includes the implementation of regional frameworks such as Action Plan for Accelerated Industrial Development for Africa (AIDA), Africa Technology and

Innovation Initiative (ATII), African Productive Capacity Initiative (APCI), Agribusiness and Agrobusiness Development Initiative (3ADI) and Programme for Infrastructure Development in Africa (PIDA), establishment of regional trade information systems, establishment of regional centres of excellence and strengthening of regional financial institutions for trade. There is scope for increasing the share of regional Aid for Trade projects in these areas with a clear focus on enhancing intra-African trade. African countries should cooperate in developing and securing funding for multi-country Aid for Trade proposals.

In addition to shifting focus more towards regional initiatives, Aid for Trade recipients and partners could consider the diversification of Aid for Trade funding. As previously stated, addressing the infrastructural gaps in Africa will require

⁷ Oceania is the only region with a higher share of regional projects (14 per cent). The smallest share of regional projects is in Asia (3 per cent) and Europe (6 per cent). The share of regional projects has significantly decreased in America, however, they still account for around 10 per cent of all aid for trade disbursements.

considerable financial support also going forward. However, the Boosting Intra-African Trade framework could be used to ensure that progress is made on all relevant policy areas. Areas such as trade information and factor market integration – in particular in the context of the process and expected liberalization in services – should also receive adequate support to ensure that the opportunities created by the Continental Free Trade Area can be accessed.

The opportunity to address inequalities and social issues through intra-African trade should also be considered. For example, the development of agricultural intraregional trade has great potential in addressing not only trade objectives but also food security on the continent. Currently, Africa is a net importer of food, at the same time as majority of countries on the continent still rely on agriculture for employment and production. In addition to the efforts on increasing agricultural trade through the Continental Free Trade Area, links also exist with Boosting Intra-African Trade clusters 2 and 3: trade facilitation and productive capacity. While agricultural production is well represented in Aid for Trade funding, trade facilitation measures addressing the export of perishable goods could be particularly important in achieving this aim, and could be targeted in Aid for Trade support more extensively. In agricultural support, particular attention should be paid to small-holder farmers, who are more vulnerable to trade liberalization.

Aid for Trade has a role in promoting gender equality in trade policy by supporting women's networks and promoting gender analysis in trade policy. This link is well recognized among Aid for Trade recipients, as indicated by the fact that all African respondents to the questionnaire indicated that Aid for Trade can contribute towards women's economic

empowerment. This is through building the skills of female entrepreneurs, supporting women's organizations and including women in the development of trade policies and programmes. The link is also made between the development of agricultural trade and empowering women. This is well in line with the Boosting Intra-African Trade priority of enhancing the role of women in trade policy formulation specifically. However, inclusiveness and gender equality should be built throughout the implementation of Boosting Intra-African Trade (and other) activities.

While foreseen in the 2012 documentation, there is currently no mechanism for the monitoring and evaluation of the Boosting Intra-African Trade Action Plan. This, together with limited efforts at the level of member States and regional economic communities on more detailed Boosting Intra-African Trade implementation plans means that evaluation of the continental implementation rates is complex. As evident from the Aid for Trade case studies, as well as other reporting across the continent, projects and programmes are being implemented in all the Boosting Intra-African Trade clusters. Information is also available on improvements made at national and project level, but is very scattered and inconsistent.

To address this issue, ECA is working together with regional economic communities to develop a regional strategy for the tracking of progress on the Boosting Intra-African Trade clusters. The framework will build on the existing indicators followed by the regional economic communities and the 2030 Agenda and Agenda 2063 indicators. This is to reduce the burden of reporting for the member States and regional economic communities, while ensuring that a consistent picture of progress can be developed at a continental level. In addition to understanding progress, the framework will

also assist in better understanding the existing gaps. This can also be used to guide the implementation of the Aid for Trade project in areas of Boosting Intra-African Trade that are lagging behind.

4. Conclusion

The potential for trade to provide development is well recognized and captured at a global level in the 2030 Agenda for Sustainable Development. In Africa, this is combined with the aspiration for structural transformation of economies, creation of meaningful jobs and reducing poverty. The continental agendas have clearly indicated that this transformation will be delivered by intra-African trade, which, through its more diverse nature and the emergence of regional value chains will support industrialization and development of value added services on the continent. It is therefore important that Aid for Trade – as other development cooperation – is directed towards the achievement of this objective.

Africa is one of the key recipients of Aid for Trade. The flow of Aid for Trade has been mostly increasing since the introduction of the Aid for Trade initiative in 2005, and it currently represents around a quarter of Africa's ODA. The structure of Africa's Aid for Trade funding has remained largely unchanged over the years, with a large majority going towards projects in infrastructure and development of productive capacity. Of individual sectors, transport, energy and agriculture are of particular importance. The concentration of Aid for Trade in these particular areas is not surprising given the large infrastructure needs of the continent, and the important role of agriculture as source of employment and livelihood.

The results of the monitoring and evaluation exercise carried out in the context of the 2017 Global Review on Aid for Trade suggest that the Aid for Trade priorities of African recipients and donors are relatively well aligned. In addition to infrastructure and industrialization related priorities, trade facilitation has

been highlighted as a key area of concern and cooperation. Digital connectivity is still at an emerging state in terms of Aid for Trade in Africa, but is expected to rise in importance, as African countries seek to overcome the physical and regulatory challenges standing in the way of fully benefiting from e-commerce opportunities.

For ensuring that Aid for Trade contributes towards structural transformation, it will be important to ensure that it supports enhancement of intra-African trade. The Continental Free Trade Area and the Boosting Intra-African Trade Action Plan are key initiatives in this regard. By enhancing support – particularly through regional projects – to trade policy, trade facilitation, infrastructure, productive capacity, trade finance, trade information and factor market mobility, development partners can contribute towards reducing the barriers faced by African countries in trading with each other. The Boosting Intra-African Trade framework can be particularly useful in coordinating support in a well-rounded way.

Trade and policy priorities evolve with time, and while the Action Plan is a useful framework, it should be interpreted in a flexible way. For example, while digital connectivity is not specifically addressed in the 2012 document, there are clear links between closing the digital gap and the priority clusters. Therefore, while working on the implementation of the Boosting Intra-African Trade initiative, consideration should be given to ways in which the project can either support or be supported by digital connectivity.

For Aid for Trade to support the developmental agenda of African countries, especially with regards to poverty reduction and improvement of livelihoods, it will be crucial to ensure that inclusiveness is an inseparable part of trade policy interventions. Trade policy measures can be used to actively target the barriers to trade by micro, small and medium-sized enterprises and women entrepreneurs. Intra-African trade can

offer considerably opportunities to small scale businesses due to proximity of markets and lower barriers of entry relative to global markets. Actions taken to boost intra-African trade could therefore benefit smaller operators, contributing to reduction of inequalities on the continent and delivery on the 2030 Agenda for Sustainable Development.

References

Alliance for Affordable Internet (2017), Affordability Report 2017. Available from <http://a4ai.org/affordability-report/report/2017/>.

African Union Commission et al. (2012), Programme for Infrastructure Development in Africa: Interconnecting, integrating and transforming a continent. African Union Commission. Addis Ababa.

African Union Commission and Economic Commission for Africa (2012), Boosting Intra-African Trade. Issues affecting intra-African trade, proposed action plan for boosting intra-African Trade and framework for the fast tracking of a Continental Free Trade Area. African Union Commission. Addis Ababa.

Organisation for Economic Co-operation and Development and World Trade Organization, Aid for Trade at a glance (2017) "Spanning the Internet Divide to Drive Development", Chapter 5 contribution by the International Telecommunications Union.

Mevel, S., and Karingi, S. (2012), "Deepening regional integration in Africa: A Computable General Equilibrium assessment of the establishment of a Continental Free Trade Area followed by a Continental Customs Union". Selected paper for presentation at the 7th African Economic Conference. Kigali, 30 October to 2 November 2012.

Trade Facilitation Agreement Facility (2017), accessed 19 June 2017. <https://www.tfadatabase.org/notifications/regional-breakdown>

Annexes

Annex 1: Country groupings

Central Africa: Cameroon, Central African Republic, Chad, Congo, Equatorial Guinea, Gabon, Sao Tome and Principe

Eastern Africa: Burundi, Comoros, Democratic Republic of the Congo, Djibouti, Eritrea, Ethiopia, Kenya, Madagascar, Rwanda, Seychelles, Somalia, South Sudan, Uganda, United Republic of Tanzania

North Africa: Algeria, Egypt, Libya, Mauritania, Morocco, Sudan, Tunisia

Southern Africa: Angola, Botswana, Lesotho, Malawi, Mauritius, Mozambique, Namibia, South Africa, Swaziland, Zambia, Zimbabwe

West Africa: Benin, Burkina Faso, Cabo Verde, Côte d'Ivoire, Gambia, Ghana, Guinea, Guinea-Bissau, Liberia, Mali, Niger, Nigeria, Senegal, Sierra Leone, Togo.

Annex 2: List of responses to the 2017 monitoring and evaluation exercise

Table 1: Respondents to the self-assessment questionnaire

Partner country respondents (63)	
Africa	Benin, Botswana, Burkina Faso, Burundi, Cameroon, Central African Republic, Chad, Comoros; Congo, Côte d'Ivoire, Democratic Rep. of the Congo, Gabon, Gambia, Guinea, Guinea-Bissau, Lesotho, Madagascar, Malawi, Mali, Mauritius, Namibia, Niger, Rwanda, Senegal, Sierra Leone, Sudan, Togo, Uganda, United Rep. of Tanzania, Zambia, Zimbabwe
Arab and Middle East	Yemen
Asia and Pacific	Bangladesh, Indonesia, Lao People's Democratic Rep., Myanmar, Nepal, Pakistan, Papua New Guinea, Philippines, Samoa, Sri Lanka, Tonga, Viet Nam
Latin America and the Caribbean	Antigua and Barbuda, Barbados, Belize, Colombia, Costa Rica, Dominica, Dominican Republic, El Salvador, Grenada, Guatemala, Honduras, Mexico, Paraguay, Peru, Saint Lucia, Saint Kitts and Nevis, Saint Vincent and the Grenadines, Suriname, Uruguay
Regional economic community/transport corridor respondents (7)	
REC/TCS	CARICOM, COMESA, ECOWAS, OECS, SIECA, TradeMark East Africa, Walvis Bay Corridor Group
Donor respondents (38)	
Bilateral donor	Australia, Austria, Belgium, Canada, Czechia, Denmark, Finland, France, Germany, Iceland, Ireland, Japan, Kuwait, Latvia, Lithuania, Luxembourg, Netherlands, New Zealand, Norway, Portugal; Rep. of Korea, Slovakia, Spain, Sweden, Switzerland, ; United Kingdom of Great Britain and Northern Ireland, United States of America Also: Taiwan, Province of China European Union
Intergovernmental organizations	UNDP, ECA, ECE, ITC Also: African Development Bank EBRD IaDB IsDB World Bank Group
South-South partner respondents (3)	
South-South	Brazil, Chile, Indonesia

Source: OECD/WTO Aid-for-Trade M&E exercise (2017).

Table 2: Respondents submitting case stories, accessed at: <http://www.oecd.org/aidfortrade/casestories/>

#	SUBMITTED BY	CASE STORY TITLE
1	International Trade Centre	Moroccan businesses boost exports of processed food, seafood and leather goods
2	Alliance for Affordable Internet (A4AI)	Affordability Report 2015/16
3	Alliance for Affordable Internet (A4AI)	Affordable Internet in Ghana: the status quo and the path ahead
4	Alliance for Affordable Internet (A4AI)	Affordable Internet in the Dominican Republic
5	Alliance for Affordable Internet (A4AI)	Delivering affordable Internet in Myanmar
6	Alliance for Affordable Internet (A4AI)	Nigeria: how Africa's largest economy is prioritizing affordable Internet
7	Mace Promotions, Ltd.	Sustainability and empowerment initiative
8	Samoa	Samoa submarine cable project
9	ITU	Standardization enabling trust in cyberspace
10	ITU	ICTs for sustainable development
11	Broadband Commission for Sustainable Development / ITU	Where does the UN Broadband Commission for Sustainable Development believe broadband can drive significant progress in sustainable development?
12	Taiwan, Province of China	Repair and upgrade of Bonriki International Airport (Kiribati)
13	Taiwan, Province of China	Belize City house of culture and downtown rejuvenation project (Belize)
14	Taiwan, Province of China	Project for strengthening farmers' organizations and improving fruit and vegetable production technology in Saint Vincent and the Grenadines
15	African Development Bank	Impact of mobile payments and banking on the unbanked in African countries
16	African Development Bank	Connect Africa initiative
17	1Point Commerce	Global commerce made easy, simple, and almost local for buyers to buy better and sellers to sell more; enable businesses to expand into new markets at minimal costs and risk
18	Intel Corporation	Intel® She Will Connect
19	Intel Corporation	Connection equals opportunity
20	The Internet Society	Promoting content in Africa
21	Alibaba Group	About the "rural taobao" initiative
22	Alibaba Group	The life of Taobao couriers
23	Alibaba Group	e-commerce in rural China
24	Indonesia	Capacity building programme on quarantine inspection and agricultural trade-related supply side capacity
25	GSMA	1. Telenor's mobile Internet training projects in India: raising awareness of the benefits of getting online 2. Unlocking rural coverage: enablers for commercially sustainable mobile network expansion 3. GSMA case study: Bindez - connecting the people of Myanmar with information and content in their own language
26	CUTS International	Promoting regional connectivity through BBIN MVA: role of TIR Convention
27	eBay with ITC	e-commerce development and efforts to bridge the "digital divide".

#	SUBMITTED BY	CASE STORY TITLE
28	eBay	Crece Con eBay
29	International Trade Centre	T4SD: Sustainability map: Helping businesses chart a path to more sustainable trade
30	International Trade Centre	NTM: Increase transparency, identify challenges and reduce trade costs
31	International Trade Centre	EuroMed TIFM: Facilitating trade and investment across the Mediterranean region
32	International Trade Centre	Made in Morocco: case study on linking SMEs to the world of e-commerce
33	Telenor Group	Disbursing girl stipends via mobile money in Pakistan
34	360 Degrees International	Accelerating women & youth economic empowerment through digital marketing skills for entrepreneurs
35	Global Affairs Canada	Integrated Border Management to Reduce Trade Costs in East Africa
36	Yemen	Yemen fish exports access European market
37	TFO Canada	Design Africa Programme: Market Access, Export Competitiveness and Digital Bridge for Made in Africa Artisans Products to Canadian and International Buyers
38	Myanmar	Ministry of Commerce, the Republic of the Union of Myanmar, handed over the Ratification for the Trade Facilitation Agreement (TFA)
39	Broadband Commission for Sustainable Development / ITU	More than half the world is still offline, what is the main reason...?
40	Broadband Commission for Sustainable Development / ITU	If we want to connect the next 1.5 billion people, where should we be focusing?
41	Broadband Commission for Sustainable Development / ITU	The State of Broadband Report 2016 - recommendations for policy makers and world leaders. Which are the most urgent?
42	CCTV-News China	e-commerce boosts China's rural economy
43	Alibaba Group	Alizila News: e-commerce in rural China
44	Telenor Group	Telenor's mobile Internet training project in India: raising awareness of the benefits from getting online
45	Telenor Group	Project Prayaas
46	Telenor Group	Project Sampark
47	GSMA	Unlocking rural coverage: enablers for commercially sustainable mobile network expansion
48	GSMA	GSMA case study: Bindez - connecting the people of Myanmar with information and content in their own language
49	Sally Walkerman	CDS: water and electricity in Mauritania
50	Sally Walkerman	ACEP Cameroon - microfinance
51	Qualcomm	Taroworks Provides Social Enterprises with New Services for Success
52	Malawi	Malawi trade portal
53	Centre for Empowerment and Development, Nepal	Coffee cooperatives value chain model for Production, Income and Employment (PIE): A reflection from Nepal
54	TradeMark East Africa	Trade certificates at a press of a button: automation of the application and issuance of Certificates of Origin in Kenya by the Kenya National Chamber of Commerce and Industry (KNCCI)
55	Egypt	Trade facilitation between the Arab Republic of Egypt and Sudan

#	SUBMITTED BY	CASE STORY TITLE
56	International Trade Centre	Leveraging the WTO Trade Facilitation Agreement to boost intra-regional trade in West Africa
57	Philippines	Philippines customs modernization: the way for trade facilitation
58	Czechia	Improvement of the situation and regulatory framework in road transport in Mongolia
59	ECOWAS	Review of e-commerce legislation harmonization in the Economic Community of West African States
60	NTP/Minimum Integration Programme (MIP) Internship, WTO	Instituting a National Committee on Trade Facilitation in Bhutan
61	NTP/MIP Internship, WTO	Charbahar Port - a new trade gateway for Afghanistan
62	NTP/MIP Internship, WTO	Overcoming the challenges of implementing the Trade Facilitation Agreement in Nigeria
63	Germany	IT strategy in Kosovo supporting the export of IT services and software
64	Germany	Advising Ukraine on agricultural trade issues
65	Germany	Trade facilitation development cooperation - trade facilitation along the Dakar-Bamako corridor
66	Germany	Trade facilitation in German development cooperation
67	Earth Divas	Empowering women through e-commerce
68	Standards and Trade Development Facility	Safe Trade Solutions (2015) A film produced by the Standards and Trade Development Facility (STDF)
69	Bangladesh	South Asia Subregional Economic Cooperation (SASEC) initiative to establish a sustainable trade and transport facilitation monitoring mechanisms (TTFMM) in Bangladesh, Bhutan and Nepal
70	United Kingdom of Great Britain and Northern Ireland	G-Soko market system - linking small holder farmers to grain buyers across East Africa
71	TradeMark East Africa	Busia One Stop Border Post
72	TradeMark East Africa	Elimination of non-tariff barriers to trade in East Africa
73	TradeMark East Africa	Trade certificates at the press of a button
74	Jumia	Changing traders' lives via e-commerce in Africa: the case of Cameroon
75	Japan	Achieving quality infrastructure through the ICT of Japan
76	European Bank for Reconstruction and Development	Rehabilitating railway infrastructure in Bosnia and Herzegovina with EBRD's support
77	European Bank for Reconstruction and Development	EBRD and the European Union prepare businesses for free trade area in Georgia, Moldova and Ukraine
78	TradeMark East Africa	Contribution of standards harmonization and certification towards reduction in the conformity assessment clearance time and cost of testing-the case of the EAC
79	TradeMark East Africa	Uganda Revenue Authority customs business systems enhancement programme
80	TradeMark East Africa	Mombasa Port infrastructure and facilities improvement project: gate 18/20 and yard 5 projects
81	Sweden	Services trade, industrial development and the African Continental Free Trade Area
82	Spinna Circle Ltd	Changing lives through the adoption of e-commerce and mobile technology as a platform for global connectivity and market access for women entrepreneurs and small businesses in fashion and textiles
83	Brazil	Technical assistance provided to African countries on trade facilitation

#	SUBMITTED BY	CASE STORY TITLE
84	STDF	Electronic Sanitary and Phytosanitary certification for faster and safer trade
85	Trini Trolley	e-commerce in the Caribbean
86	ESCAP	Framework Agreement on Facilitation of Cross-border Paperless Trade in Asia and the Pacific: a new tool for enhancing digital connectivity
87	Pakistan	Pakistan's digital economy: national perspectives on bridging the digital divide
88	Amazon	How a small rural business in a developing country was empowered to effectively expand internationally through e-commerce with Amazon
89	Copenhagen Consensus	Bangladesh priorities prioritizing smart solutions through benefit-cost research
90	World Bank Group	ShopSoko connects local artisans to global markets
91	World Bank Group	Kopo Kopo empowers small businesses to shift from cash to digital payments
92	World Bank Group	Maxcom Africa makes paying utility bills fast and convenient
93	World Bank Group	Farmia connects local farmers to regional markets
94	Asian Development Bank	Microfinance in Indonesia: bringing banks into the community
95	Sidley Austin	Pro bono legal advice for trade facilitation
96	Asian Development Bank	Instituting e-government procurement in Nepal
97	Asian Development Bank	Tonga's high speed revolution
98	UPS	U.S.-ASEAN Business Alliance for Competitive SMEs
99	World Bank Group	Economic opportunities for Jordanians and Syrian refugees programme for results
100	World Bank Group	Myanmar investment policy project
101	World Bank Group	Using automated data exchange to improve sanitary registration and boost regional trade in Central America
102	World Bank Group	Kurdistan Region of Iraq: regional connectivity for shared prosperity
103	World Bank Group	Gender in agri-value chains, Kosovo, Moldova, Armenia
104	World Bank Group	Senegal - warehouse receipts financing reform initiative
105	Asian Development Bank	CAREC transport and trade facilitation: partnerships for prosperity
106	Asian Development Bank	SASEC Trade Facilitation Programme
107	Asian Development Bank	CAREC Transport and Trade Facilitation Strategy 2020
108	Asian Development Bank	Digital economy study in Central and West Asia
109	UNIDO	Breathing new life into Armenia's garment industry
110	Asian Development Bank	Instituting e-government procurement in Nepal
111	Asian Development Bank	Integrated information communication technology strategies for competitive higher education in Asia and the Pacific
112	UNIDO	Building confidence, compliance, and international recognition for a world-class cosmetic sector in Colombia – Safe+

#	SUBMITTED BY	CASE STORY TITLE
113	Asian Development Bank	Developing Myanmar's information and communication technology sector towards inclusive growth
114	The Internet Society	Zero-rating
115	Asian Development Bank	Development dimension of e-commerce in Asia: opportunities and challenges
116	Asian Development Bank	Towards e-development in Asia and the Pacific
117	Asian Development Bank	Papua New Guinea expansion of microfinance project
118	Asian Development Bank	Banking on business in Afghanistan
119	Asian Development Bank	Indonesia: improving access to finance in Aceh and north Sumatra
120	Asian Development Bank	Trade facilitation in South Asia
121	Asian Development Bank	The Greater Mekong Sub Region Transport and Trade Facilitation Action Programme
122	ESCAP	Enhancing connectivity through implementation of National Trade and Transport Facilitation Monitoring Mechanisms (TTFMMs) in South Asian least developed countries
123	Asian Development Bank	Going digital with the Pacific: lessons from Samoa's online firms
124	Asian Development Bank	A snapshot of e-commerce in Central Asia
125	Asian Development Bank	Strengthening trade facilitation in the Greater Mekong Subregion through partnerships with the Private Sector
126	Caribbean Basin Initiative	Exporting to Europe through e-commerce: the case of CBI's support to tropical flower SMEs in Colombia
127	International Trade Centre	SheTrades initiative
128	Ghana (West Blue consulting)	Ghana National Single Window Programme
129	HUB & SPOKES II OIF/MCEC	Case study on the facilitation of trade between Congo and its neighbours
130	NTP/MIP Internship, WTO	Rapport non-officiel sur la facilitation des échanges du Burundi (F02)
131	NTP/MIP Internship, WTO	Rapport non-officiel sur la facilitation des échanges aux Comores (F09)
132	NTP/MIP Internship, WTO	Facilitation des échanges en Guinée (F04)
133	NTP/MIP Internship, WTO	Togo - Facilitation des échanges : premier poste de guichet unique (F05)
134	Enhanced Integrated Framework, RDC	Projet de renforcement des capacités productives et commerciales de la filière palmier à huile dans le bassin elaeole du Mayombe dans la province du Kongo centrale (F06)
135	Senegal	Le Guichet unique « ORBUS » (F07)
136	NTP/MIP Internship, WTO	Rapport non-officiel sur la facilitation des échanges de la République Démocratique du Togo (F08)
137	NTP/MIP Internship, WTO	Rapport non-officiel sur la facilitation des échanges de la République Démocratique du Congo
138	NTP/MIP Internship, WTO	L'état de préparation de la Côte d'Ivoire au commerce électronique (F10)
139	SIECA	Integración Energética: La experiencia de Centroamérica en el diseño e implementación del Mercado Eléctrico Regional
140	SIECA	El Tránsito Internacional de Mercancías (TIM): logros y resultados en El Salvador
141	Bangladesh	A2i and e-commerce
142	Bangladesh	Access to information programme

#	SUBMITTED BY	CASE STORY TITLE
143	UNIDO	Strengthening the National Quality Infrastructure (NQI) in Nigeria to increase the competitiveness of Nigeria's goods and services on the domestic, regional and global markets
144	UNIDO	The promotion of agrofood quality labels in Tunisia
145	UNIDO	Promoting connectivity: easing the woes of clearance
146	USAID	US-ASEAN Connectivity through Trade and Investment (US-ACTI) project launches live implementation of the ASEAN Single Window (ASW)
147	USAID	Food security- Mobile Money Accelerator Programme (MMAP)
148	USAID	Women in informal cross border trade in southern Africa
149	USAID	A trade portal improves transparency for imports and exports in Myanmar
150	USAID	Peru's progression to higher value technologies with Standards Alliance support
151	USAID	Removing Certificate of Origin requirements to facilitate trade in agricultural products in West Africa
152	Digital Divide	Digital divide data and impact sourcing
153	Facebook	She means business: when women succeed, we all win!
154	Facebook	Telecom infra project (TIP)
155	Australia	Road infrastructure rehabilitation in Cambodia
156	Australia	International Labour Organization better work programme - stage 3
157	Australia	Australia -World Intellectual Property Organization Funds in Trust (FiT) programme
158	Facebook	Facebook express wifi empowering entrepreneurs in Nigeria
159	UNIDO	Inclusive and sustainable industrial development for shared prosperity: programmes for country partnership (received after closing of the exercise)
160	Inter-American Development Bank	How to reduce trade costs with modest investments - the foreign trade single window in Latin America and the Caribbean (received after closing of the exercise)

Source: OECD-WTO Aid for Trade monitoring and evaluation exercise (2017).